



International League
of Dermatological Societies

ILDS Member Initiatives Directory 2024

Advocating for Skin Health on a Global Scale

Publication date: August 2024

Contents

	Page		Page
01	3	26	44
02	4	27	46
03	6	28	48
04	7	29	50
05	8	30	52
06	10	31	54
07	12	32	56
08	13	33	58
09	14	34	60
10	16	35	62
11	18	36	64
12	19	37	66
13	20	38	68
14	23	39	69
15	24	40	70
16	25	41	72
17	26	42	73
18	28	43	76
19	30		
20	32		
21	34		
22	36		
23	39		
24	40		
25	42		

Introduction

The ILDS Member Initiatives Directory was first published in 2018 during the World Skin Summit in Lima, Peru, followed by a second edition in 2023 launched to coincide with the World Congress of Dermatology in Singapore. The primary objective of the Directory has always been to offer valued ILDS Members a platform to highlight the remarkable work carried out by their societies. The positive feedback and inspirational articles received have been incredible, and as a result, the ILDS is proud to announce that this Directory will now be an annual publication.


Accordingly, I am delighted to present the ILDS' third edition of the ILDS Member Initiatives Directory entitled "*Advocating for Skin Health on a Global Scale*", containing articles from 42 ILDS Member Societies across several themes:

1. The future of dermatology: threats and opportunities
2. What are the truly unmet needs in dermatology
3. Access to dermatologic health and medical skin treatment and care
4. Training and education
5. Global volunteerism: Addressing the challenges in global and national skin health
6. The future of dermatology as a discipline

I am sure you will agree that the sheer level and volume of work undertaken is truly humbling. I do hope you will read each article and feel proud, as I do, to be part of such an inspirational profession making outstanding efforts to promote skin health across the world.

Sincere thanks to the ILDS Members who submitted their articles this year, and I hope that the creative and informative projects highlighted in this Directory will not only enhance your knowledge, offer guidance, and fortify your dermatological practice, but also inspire you to be part of this Directory next year.

It is truly encouraging to see that, collectively, we can make huge progress toward achieving "*Skin Health for the World*".



Professor Henry W. Lim
ILDS President



Disclaimer:

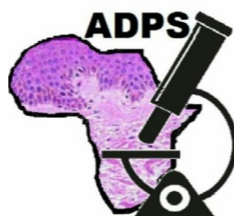
The Articles and any associated images included in this Directory have been written/provided by the respective ILDS Member Society. The ILDS shall not be held liable for any claim associated with the content published in this Directory nor shall the ILDS be liable for any misinformation provided.

The information in this Directory remains the Intellectual Property of the ILDS and the ILDS Members who have authored the Articles. You may not reuse, republish or reprint any such content without prior written consent.

If you have any questions, please contact info@ilds.org.

© International League of Dermatological Societies 2024

African Dermatopathology Society



Dermatopathology training and education in Africa

THEME: Training and education

Dermatology patients account for 10-62% of out-patient clinic consultations¹⁻³. A complete evaluation and management of the dermatology patient is incomplete without a dermatopathology input irrespective of the diagnosis: inflammatory or neoplastic⁴⁻⁶. Over the years in most countries, this dermatopathology input has been provided by surgical pathologists. However, dermatopathologists currently provide this service in some countries. Dermatopathologists are dermatologists or surgical pathologists specifically trained in the diagnosis of skin pathology. The number of dermatopathologists that exist is a far cry from what is currently required and this is a worldwide problem.

Africa is not left out in this dearth of dermatopathologists⁵⁻⁷. This lack of dermatopathologists results in delays and sometimes wrongful diagnoses. The main challenge has been with the training and education of dermatopathologists. There are no recognised institutes or centres for training in dermatopathology in Africa. A few individuals have gone out of the continent to acquire this knowledge in Europe, the United States of America, and the United Kingdom. This quest for dermatopathology training has thrown up its own challenges of the cost of training outside of Africa, the cost of examinations and certifications.

In 2009, a concerted effort to increase the knowledge of dermatopathology was berthed by Helmut Beltraminelli, himself, a dermatologist and a dermatopathologist. This was at the Regional Dermatology Training Centre in Tanzania, East Africa. This was mostly an informal training and mentoring of dermatologists, surgical pathologists and dermatopathologists in the process of providing dermatopathology services at the centre. The advent of this training resulted in the award of the international diploma in dermatopathology to some individuals. In addition, it gave rise to the establishment of a yearly dermatopathology conference (African Dermatopathology Conference in Moshi, Tanzania) in 2015 and the founding of the African Dermatopathology Society (ADPS) in 2017. These two laudable projects are still functional till date. The conferences serve to improve knowledge, exchange ideas, network within the continent and create awareness of dermatopathology.

The challenges of training and education in dermatopathology on the Continent is yet to leave us. This is creating a huge service gap in the field of dermatology with the increasing population and the increasing number of individuals seeking dermatological consults. Surgical pathologists and laboratories although not in abundance are not lacking in Africa. The challenge is the access to and knowledge of dermatopathology.



Attendees at the 4th African Dermatopathology Conference. Left - Dr Ukah C, Right - Dr Anaba EL

What is the way forward?

The International Society of Dermatology, International Society of Dermatopathology, and the American Academy provide travel grants to conferences, mentoring, and short-term observer ship and fellowship programs but these are usually to a few persons each year. The establishment of training centres with the provision of a standardised curriculum of study domiciled in Africa will increase access to training, reduce the cost of training, and in the long run improve dermatological services in Africa. Those trained in Africa will in turn take the knowledge to their centres with a resultant increase in both formal and informal training.

Acknowledgements

The following are acknowledged for their roles in the ADPS. Beltraminelli H, Zuriel D, Uwajeni A, Temam F, Grayson W, Moubarak M, Starink M.



Dr Helmut Beltraminelli, Organizer/Faculty making a presentation at the 4th African Dermatopathology Conference

References

1. Mengist Dessie A, Fenta Feleke S, Getaye Workie S et al. Prevalence of Skin Disease and Its Associated Factors Among Primary Schoolchildren: A Cross-Sectional Study from a Northern Ethiopian Town. *Clin Cosmet Investig Dermatol*. 2022;15:791-801.
2. Dlova NC, Chateau A, Khoza N et al. Prevalence of Skin Diseases Treated at Public Referral Hospitals in KwaZulu Natal, South Africa. *Br J Dermatol*. 2018;178:e1-e2.
3. Richard M-A, Corgibet F, Beylot-Barry M et al. Sex- and Age-adjusted Prevalence Estimates of Five Chronic Inflammatory Skin Diseases in France: Results of the « OBJECTIFS PEAU » Study. *J. Eur. Acad. Dermatol. Venerol*. 2018;32:1967-1971.
4. George VP, Sowmya S, Krishnan S. Histopathological Study of Skin Biopsy Specimens in a Tertiary Care Hospital with a Keynote on Clinicopathological Correlation. *Annals of Pathology and Laboratory Medicine*. 2020;7:40-45
5. Beltraminelli H, Kiprono S, Zuriel D et al. Dermatopathology in sub-Saharan Africa: a systematic 5-year analysis of all histopathological diagnoses from the Regional Dermatology Training Centre (RDTC) in Moshi, Tanzania. *J. Eur. Acad. Dermatol. Venerol*. 2015;29:1370-1375.
6. Anaba EL, Dawodu OO, Arabambi B. A clinicopathologic correlation study of 2396 histopathologic skin biopsy specimens. *Res. J. Health Sci*. 2023;11:18-26
7. Tsang MW, Kovarik CL. The role of dermatopathology in conjunction with teledermatology in resource-limited settings: lessons from the African Teledermatology Project. *Int. J. Dermatol*. 2011;50:150-156

American Academy of Dermatology



Launching our Firefighter Skin Cancer Checks Program

THEME: What are the truly unmet needs in dermatology?

The American Academy of Dermatology (AAD) has been dedicated to skin cancer awareness, prevention, and detection for decades, supporting a variety of programs to help educate the public, encourage sun-safe behaviour, and support members in offering optimal care. In 2024, we are launching the Academy's Firefighter Skin Cancer Checks Program to help address an unmet need in this population.

Due to the extreme environments in which they often find themselves during the course of their work, firefighters are at a much greater risk of developing skin cancer than average. Firefighters are exposed to a multitude of carcinogens while fighting fires, including asbestos, benzene, and formaldehyde, and these carcinogens can be ingested, inhaled, and absorbed through the skin. Firefighting is so uniquely dangerous that the job itself is classified as a known human carcinogen.

Firefighters have a 21% greater risk of melanoma than the general population, and that number is even higher among younger firefighters, with firefighters between the ages of 30-49 having a 62% greater risk. It is an incredibly risky profession that is necessary for keeping our cities and the people who live in them safe. All of this is why the AAD developed the Firefighter Skin Checks Program in collaboration with the Firefighter Cancer Support Network (<https://firefightercancersupport.org>).

We piloted the effort at the AAD's Annual Meeting in San Diego, California, on March 9, 2024. The pilot event saw nearly 100 firefighters receive free skin cancer checks from dozens of AAD members. We even identified a potential melanoma! Plus, we started building interest among our members in hosting their own firefighter skin checks.



Firefighter screening during AAD in San Diego, March 2024

The program was launched nationwide on June 1, 2024. We kicked it off with a massive skin check event located at the New York Fire Department's training academy on Randall's Island in New York City, New York. More than 280 free skin cancer checks took place as 13 dermatologists and dermatology residents spent a Saturday volunteering their time and expertise to protect the heroes who protect their communities.

AAD in San Diego, March 2024



The development of the AAD Firefighter Skin Cancer Checks Program was inspired by AAD member Christine Kannler, MD, FAAD, who lost her brother Peter, a firefighter in Chelsea, Massachusetts, to cancer. Peter's death motivated Dr Kannler to expand the AAD's existing skin cancer checks program to firehouses, in part to educate firefighters on the inherent increased risk of their job that they may not have been aware of, but also to help prevent any other families from having to experience what hers did.

With the AAD's launch of the targeted Firefighter Skin Cancer Checks Program, Peter's legacy will now spread well beyond the firehouses that Dr Kannler can visit. AAD members across the country are signing up to host their own firefighter skin cancer check events. The AAD provides these volunteers with a toolkit and skin cancer check materials customized for the particular needs and risks of firefighters. Our goal is to provide free skin cancer checks to 10,000 firefighters by 2026. Interested in learning more or signing up to host an event? Visit www.aad.org/firefighters.

Angolan College of Dermatology and Venereology



Providing education and outreach care??

THEME: Training and education

Skin-related Neglected Tropical Diseases (NTDs), especially leprosy, filariasis and scabies, are still widespread in Angola¹.

As stakeholders of the coalition working for the control and elimination of skin NTDs, Angolan dermatologists play a key role in reducing missed and late diagnoses of diseases and increasingly support clinical investigations, disease surveillance, capacity building and activities to enhance community knowledge on skin NTDs.

Albinism is a common genetic disorder in Angola with a close prevalence observed in other sub-Saharan countries. Out of the estimated 7000 persons with albinism, some 2000 are registered by the health services. Experience shows that a great majority consult very late, and demonstrate limited knowledge about the disease and the means to prevent and treat actinic damage. Improved access to prevention, early treatment and social protection of persons with albinism is expected following the approval by Presidential Decree² of the multisectoral and interministerial 2023-2027 plan to protect and support persons with Albinism (PAPPA 2027). Taking into account the social and economic level of people with albinism, as well as the high cost of imported sunscreens, their local production should become a priority.



Celebrations of the International Albinism Awareness Day

Each year, on the occasion of the June International Albinism Awareness Day, all dermatologists join hands with persons with albinism, their families and members of the support associations, offering free skin cancer screening, information on the condition and on sun-protection measures and products, showing their full support to and solidarity with this vulnerable population group.

Advances in education: since 2003, a growing number of national dermatologists have been trained locally and abroad, reaching a total of 37 in 2023. Posted in seven provinces, a majority is working in the capital city, Luanda, and a key challenge is to train and retain specialists at provincial level. This is being addressed, as a total of 34 residents are presently being trained by the Dermatology Services of Huambo (12), Huila (3) and Luanda (19). Pre-graduate provincial skin diseases curricula need to be further harmonised, and the creation of a national training centre is needed to facilitate the teaching of advanced competencies in some priority subspecialties. With World Bank support, a health capacity-building project led by the Ministry of Health has opened the way to train additional specialists in Brazil and other countries. Continuous education in dermatology of family doctors is ongoing and should be further enhanced.



Providing education and outreach care to persons affected by leprosy and their family members

In conclusion, Angola is making progress in training skilled dermatologists and other health professionals on skin diseases, in order to address priority skin diseases. The College of specialists and the newly constituted SADV are committed to promoting the expansion of the discipline in all 18 provinces. Angola would draw great benefit from the creation of a national centre to teach competencies in some priority subspecialties and to support clinical and public health research in skin diseases.

Resources and References

For more information, visit www.ordemosmedicosdeangola.

- Almeida-Voumard LP, Almeida CC, Afonso E, Luvualu CN, Pedro JM, Baptista MR, et al. skin-related neglected tropical diseases in Angola: a retrospective analysis. *Port J Dermatol and Venereol* 2023; 81(3):162-172
- Presidência da República. PAPPA2023-2027. *Diário da República* Nº 193/23 of October 9, 2023

Asian Society of Dermatopathology



The Asian Society of Dermatopathology - our journey

THEME: Training and education

From 2016 to 2019, a group of Asians from East Asia, South Asia, South-East Asia and the US, with the passion to promote and advance the education and practice of dermatopathology in Asia, started laying the foundation to form a Society of Dermatopathology. The office bearers took office in November 2019, with Dr Wu Yu-Hung from Taipei as the inaugural President who led the young Society to establish itself as a strong professional Society. The objectives of the Society are to promote academic and professional activities in dermatopathology in Asia, including regular meetings, research and academic forums and to enhance and coordinate education and training in dermatopathology. In short, it would meet the hitherto unmet needs of a Society in advancing the education and practice of dermatopathology here in Asia, for underserved regions: students who would otherwise find it difficult or not within their means to go to the traditional centres in the US and Europe, to train in dermatopathology. The timing was ripe as since 2015, there have been two accredited Training Centres offering fellowships for the ICDP-UEMS International Board Certifying Examination in Dermatopathology, namely the National Skin Centre in Singapore and Mackay Memorial Hospital in Taipei.

The activities provided by the Society offer year-round, continuous learning activities through online courses, from basic to advanced covering the entire curriculum of dermatopathology, and preparatory courses for those who are taking the professional examinations in Pathology. There are monthly webinars for talks given by various experts, both in Asia and internationally. Every year, there is the Annual ASD Meeting which brings together experts from Asia and all over the world to share their knowledge, expertise and research in dermatopathology, hosted in conference venues in Asia. The first meeting was in New Delhi (2018), followed by Kaohsiung (2019), Singapore (2021), Manila (2022) and Osaka (Jan 2024). All these activities and the Annual Meetings continued during the COVID-19 pandemic period with minimal disruption as the Annual Meetings went virtual or hybrid. We have collaborations with the British Society for Dermatopathology and Dermatopathology Training Centre in Graz (courtesy of Lorenzo Cerroni) who allow our members to access their meeting/Dia-Klinik to optimize their learning opportunities. ASD also provides access to the 1633 virtual slides library provided by Dr Tetsunori

Kimura to our members. The Society believes in investing in the website functionalities to bring these activities within reach of its members.



ASD Annual Meeting, Osaka, Japan - January 2024

The Society published its first Special Issue "Asian Dermatopathology" for Dermatopathology (Basel) journal, an official journal of the European Society of Dermatopathology, with Joyce Lee and M Ramam as the guest editors. The issue received articles submitted from Thailand, Taiwan, Korea, India, Singapore, Nepal and Japan, and the journal received an impact factor of 1.9, starting with this issue. In addition, the Society provides a budget for best presentation awards (oral and poster), 2 travel grants and 2 or 3 visiting scholarship awards annually.

From an initial group of 20 founding members, the Society has grown to more than a hundred members in 2023. This number will grow with the dermatological care needs in Asia, for high-quality dermatological diagnoses that will impact patient management in the present time and years ahead. It will also develop dermatopathology as a critical subspecialty by bringing the stakeholders together collectively.

For more information about ASD, online training courses and more, visit: www.asdermpath.org/



ILDS

4th ILDS World Skin Summit

Making Treatment Accessible and Affordable Worldwide



The ILDS World Skin Summit brings the leaders of our Member and Partner organisations together to discuss the challenges they face. The Summit provides an opportunity for leaders to share experiences and develop strategies to improve skin health at local, national, regional and global levels.

The 4th ILDS World Skin Summit will take place in Cape Town, South Africa from 23-25 October 2025. The theme of the Summit is "Making Treatment Accessible and Affordable Worldwide". The focus will be on improving access to treatment and its costs on a global scale, assessing the current issues our colleagues are facing and sharing successes and improvements to facilitate meaningful discussion.

The Summit is an exclusive invite-only event for leaders of ILDS Member and Partner organisations. Registration for the Summit is closed and will open at the end of 2024. More information will be shared with ILDS Members in due course.

Save the date...



23-25 October 2025



Cape Town, South Africa



Find out more



or visit:

<https://bit.ly/ILDSWSS>

Association of Academic Cosmetic Dermatology



Improving Resident Education in Cosmetic and Laser Dermatology

THEME: Training and education

In recent years, more and more US dermatology residency programs have recognized the importance of cosmetic and laser education for all dermatology residents, not just those who go on to pursue cosmetic fellowships after graduation. This shift is demonstrated by residency programs hiring directors of cosmetic dermatology education - a role that historically was largely absent in academic dermatology practices.

Today, most of the dermatology residency programs in the United States have cosmetic directors. The Association of Academic Cosmetic Dermatology (AACD) is composed of, run by, and committed to supporting these cosmetic directors. We work together to strengthen resident education, faculty development, and patient care across all academic dermatology residency programs.

Identifying gaps in U.S. dermatology resident education

Much of the Association's work in the past year has focused on understanding current gaps in dermatology resident education. In the US, residency program requirements are defined and enforced by the Accreditation Council for Graduate Medical Education (ACGME). Currently, dermatology residency programs are required by the ACGME to provide didactic education about cosmetics and lasers, as well as the opportunity for residents to observe laser, toxin injection, and filler injection procedures. However, no hands-on training is required¹.

In a recent publication, the AACD identified that the majority of US dermatology residencies would find no difficulty in completing hands-on training minimums for laser, toxin injection, and filler injection and that most cosmetic directors believe there should be such a requirement for hands-on experiences². In another study, the Association found that dermatology residency programs do have the lasers/devices, space, and faculty necessary to provide hands-on training,

though there were variations in how such training was provided between programs³.

Engaging dermatology residents

Acknowledging the current differences between programs and gaps in resident education, the Association has worked to provide free resources to all dermatology residents, to improve equity in the training landscape.

Dermatology residents are active participants in all committees and at the AACD Annual Meeting. Additionally, each month, AACD faculty hosts a journal club for residents and faculty to discuss important and novel publications. These sessions have attracted dozens of attendees from programs across the US as well as international trainees who are hoping to further their training in the US.

In the past year, the AACD also published a Resident Reading List and compilation of Resident Resources from various societies and websites, both of which are freely available online to residents.



Small group discussion at the 2023 AACD Annual Meeting

Support of cosmetic directors

On the faculty side, members work together to address key areas where their roles in patient care and resident education could be more standardized and better supported.

Members stay connected through the AACD Annual Meeting, an online member directory, and the AACD's Cosmetic Mentorship Program for faculty. Together, AACD members have developed over 50 patient educational handouts on common skin procedures, including pre- and post-procedure care, frequently asked questions, and specific handouts for patients with skin of colour. A repository of editable slide decks for teaching cosmetics and lasers to residents was made by faculty for faculty. More handouts and slide decks are developed each year.

Resources

For more information, and resources for residents and faculty, visit www.theaacd.org

References

1. Program Requirements for Graduate Medical Education in Dermatology. Accreditation Council for Graduate Medical Education (ACGME). Editorial revision: Effective July 1, 2023. Published July 1, 2023. Accessed April 23, 2024. <https://www.acgme.org/Specialties/Dermatology/Program-Requirements-and-FAQs-and-Applications>
2. Minkis K, Stratman EJ, Shi VJ, et al. Cosmetic directors on ACGME program requirements: A cross-sectional survey. *J Am Acad Dermatol.* 2024;0(0). doi:10.1016/j.jaad.2024.01.085
3. Kang BY, Minkis K, Suozzi KC, et al. Cross-Sectional Survey of Hands-on Cosmetic and Laser Training in Dermatology Residency. Poster presented at: American Academy of Dermatology (AAD) Annual Meeting; March 8, 2024; San Diego, CA.



Dr Kira Minkis presenting Dr Erik Stratman with the 2023 AACD Kenneth A. Arndt Mentorship Award

Association of Professors of Dermatology



Promoting Excellence in Academic Dermatology

THEME: Training and education

The mission of the Association of Professors of Dermatology (APD) group is to advance dermatology through exceptional education, science and clinical care. To that end, we have promoted these goals through the support of continuous process improvement in our annual membership meeting. Topics have included diversity, equity and inclusion, curricular design, the use of technology in the residency match process and the impact of improving clinical operations in educational initiatives. The APD is also a leader in promoting diversity and inclusion in dermatology for the benefit of our patients, our profession and our society.

Our main lecture, endowed and named in honour of Lowell Goldsmith, MD, an international leader in dermatology, featured Dr Davis Patterson who specifically discussed how expanding the workforce in dermatology would help us achieve health equity. An expert in public health and rural health, Dr Patterson discussed data about the importance of education, physician extenders and tele dermatology. Other topics discussed at the annual meeting focused on the operational improvement of clinical care in academic medical centres to improve access without impacting educational opportunities for learners. Academic leadership was prominently featured as was the use of dermatology urgent clinics, artificial intelligence, bias in teaching evaluations, unionization of residencies and wellness.

Our work is not limited to our yearly meeting. We have had longitudinal conversations that have included partnerships with other notable groups in the specialty, such as the American Academy of Dermatology and the Association of American Medical Colleges. We participated in robust discussions about diversity, the cost associated with the residency application system and alternative tracks into paediatric dermatology. We are proud to provide a forum for all subspecialties in academic dermatology to interact. We have supported sub-groups in dermatopathology, paediatric dermatology, surgical dermatology, program directorship for both physicians and administrators.

We look forward to our upcoming meeting on November 15 and 16 in Chicago where Dr R. Rox Anderson, Professor of Dermatology and Professor of Health Sciences and Technology at Harvard Medical School, will deliver the Lowell Goldsmith lecture. Dr Anderson has been a leader in research and innovation in dermatology for decades. His groundbreaking work and passion for dermatology is sure to enrich our educational agenda.



LOWELL A. GOLDSMITH, MD, MPH, one of the preeminent leaders in academic dermatology over the past 50 years.

Austrian Society for Dermatology and Venereology

Reflecting on our journey and the introduction of SKINdeep

THEME: Training and education

The history of Austrian dermatology

While the Austrian Society of Dermatology and Venereology (ÖGDV=Österreichische Gesellschaft für Dermatologie und Venerologie) acquired its current name only in 1984, it was originally founded in 1890 under the name of Viennese Dermatological Society (Wiener Dermatologische Gesellschaft). This, however, was not the beginning of dermatovenereology in Austria. A hundred years earlier, Joseph Plenck was among the first to establish a nosologic classification of skin diseases which, coinciding with the ongoing gain of knowledge, was and still is continuously modified and extended. Figureheads of the Society such as Ferdinand von Hebra, Moriz Kaposi, Ernest Finger, Isidor Neumann, Philipp J. Pick and many others have critically and decisively contributed to the development of our discipline on a worldwide scale.

This golden era came to an end after the so-called „Anschluss“ of Austria to Nazi Germany, which resulted in an enormous brain drain caused by the persecution, emigration and expulsion of leading representatives of our field, such as Erich and Frederick Urbach, Leopold Arzt, Wilhelm Kerl and others. After WW2, remarkable efforts were made to tie in with the glorious past by combining morphology-based dermatology with a new type of science-driven dermatology originating in the English-speaking world.

Led by Klaus Wolff, many young Austrian dermatologists had the privilege of being trained at top universities and research institutes in the USA where they learned basic principles and methods of biochemistry, cell and molecular biology, immunology, photobiology and other disciplines.

Upon return to their home country, they succeeded in making Austria, in the opinion of our peers, a major player in the field of clinical and investigative dermatovenereology. Editing and publishing a hopefully high-quality journal is a further step in this strive for excellence.

SKINdeep - a new dermatology journal

Having a strong academic commitment, the Austrian Society of Dermatology and Venereology is in the process of establishing an international double-blind, peer-reviewed, open-access online-only journal, termed SKINdeep. It aims to become a high-quality platform in the field of clinical and investigative dermatovenereology as well as related disciplines.



Original articles, reviews and case reports, preferably in a topic-focused fashion, will form the core of the magazine and will be supplemented by brief summaries of cutting-edge articles in other journals and by editorials on important issues in clinical and experimental medicine, preferably dermatovenereology.

A panel of chief and deputy editors as well as of distinguished advisory and associate editors from Austria and abroad will be responsible for the scientific content, novelty, timeliness and high quality of the published material and, together with the publishing house of the Austrian Academy of Sciences, will ensure the accuracy of the publication process. Further details can be found on the journal's website (available here: www.skinonline.org) as well as in the newly founded SKIN Austria, which is also available online as a sister journal to the international journal (www.skinonline.at).

SKINdeep offers free open-access publication for all articles received in 2024.

Editors-in-chief of SKINdeep: Johann Bauer, Georg Stingl, Peter Wolf.

Bangladesh Academy of Dermatology



Free health care service for skin diseases in underprivileged children

THEME: Access to dermatologic health and medical skin treatment and care

Mass drug administration for scabies among children in Madrasahs and orphanages: Cut the cycle and build a barrier

Bangladesh is a lower-middle-income country with a great population density of 1,156.84 people per square kilometre and the worst sufferer of global warming and climate change. Madrasah is the religious stream of the educational subsector of the country catering to over 4.02 million students. Some Madrasah are residential where a large number of children stay at the institution while in others students spend most of the time there. According to Bangladesh Educational Statistics 2022, average number of students per institution was 517. Accommodation facility is not so good usually and there is overcrowding, lack of sanitation and maintaining the environment tidy is difficult. As a tropical country, the weather of Bangladesh is hot and humid most of the time of the year, which is very favourable for the transmission of tropical diseases to disseminate.


In recent years due to changes in weather patterns, Bangladesh has been facing heat waves more than in the past decades. As a result, dermatophytosis, and scabies is spreading more. A large number of people are affected and dermatology outpatient departments are crowded with these patients. Scabies is one of the neglected tropical diseases most prevailing in Bangladesh. But it is spreading so much that it can not be neglected any more. Bangladesh Academy of Dermatology (B.A.D.) has been working on the reduction of incidence and prevention of spreading scabies since last year. We have started visiting both residential and non-residential madrasahs in Dhaka city, diagnosing and providing treatment for scabies, and educating the madrasah authority and students on scabies. Works can not be carried out without logistic and financial support.

We have introduced a project for the elimination of scabies in madrasahs/orphanages of Dhaka city by giving free treatment and creating awareness. In the first step, we carried out a satellite clinic in 10 madrasahs in different regions of Dhaka city and created podcasts, flipcharts, and educational materials for educating on scabies. We are trying to build up a model that can be followed anywhere in the country and abroad.

Now we are more committed to moving forward to reach the target of treating underprivileged children and stop the transmission cycle of scabies after receiving the ILDS DermLink grant.



Students of the madrasa (religious school) gathered for receiving treatment for scabies provided by B.A.D. in Dhaka.



Skin health service provided by dermatologists of B.A.D. in a free medical camp for madrasa students, Dhaka, Bangladesh.

ILDS Membership

Not an ILDS Member?

Discover the benefits of ILDS Membership

Membership of the ILDS brings together national, regional and international dermatological societies from around the world to create a unique community working towards the ILDS' vision of 'Skin Health for the World'.

Our Members play an important role in the ILDS. From delivering treatment and training through our programmes, to helping develop our strategic objectives, ILDS Members are at the heart of our Society.

Membership of the ILDS provides many benefits, including fantastic networking opportunities, the nomination of your own members to receive prestigious ILDS Awards and achieve global recognition of their work, discounted registration to ILDS events, opportunities to promote your work globally and the opportunity to help the ILDS shape global dermatology practice through their connection with the WHO.



Being a part of our unique community provides many opportunities to your society **and** to your members. We encourage ILDS Members to engage with us as we share, learn and improve the provision of dermatological care together to achieve our joint goal of skin health for all.



Find out more about ILDS Membership

Scan the QR code or visit: <https://www.ilds.org/membership/>

or contact the ILDS Member Officer for more information: membership@ilds.org



Brazilian Society of Dermatology



Floods in southern Brazil: Dermatological care on three fronts

THEME: Addressing challenges in global and national skin health

The scenario of extreme crisis

The State of Rio Grande do Sul (RS), the southernmost in Brazil, with a population of 10,882,965 inhabitants (2022), experienced between the end of April and the entire month of May 2024, the greatest geomorphological and hydroclimatic crisis in its history, with extremely high rainfall, mountain collapses and rapid rise in river levels in important basins, causing major floods. Institutional and civil society preventive strategies were insufficient to avoid destructive scenarios.

Almost all cities in RS (460 of 497) were affected, more than 600,000 people were displaced from their homes, and there were 175 deaths, in addition to the death of animals, destruction of flora, roads, airport, and residential, commercial, industrial, educational and health buildings.

Contact with water from rivers mixed with organic and chemical debris occurred with many displaced people and rescue workers. There were various accidents related to the disaster in transportation and rescue, exposure to animals, landslides and the collapse of entire buildings.

The skin is the main organ to receive contact from flood water. Flood-related dermatoses are grouped into the categories inflammatory (such as contact dermatitis), infectious, traumatic and miscellaneous (reactions to mosquito, ant and arthropod bites, dog bite injuries, snake bites, foot immersion syndrome, and psychodermatoses). Previously existing dermatoses can be aggravated by climate disasters and there are those that can be induced later, by the influence of post-disaster psychological conditions.

The article demonstrates actions from three projects to take care of skin health and investigate the profile of dermatoses during the climate crisis period of 2024, in RS, Brazil. The objective was twofold: medical care in public calamity and presenting data for the knowledge of the scientific community and society in general.



The great expansion of Lake Guaíba, Porto Alegre, Brazil

Dermatological actions

1. SHELTERS

In 55 shelters located in sports halls, churches, clubs, schools, universities and unions, a group of dermatologists associated with the Brazilian Society of Dermatology worked to provide assistance to climate refugees and the registry of dermatological diseases*.

It is estimated that 14,000 people were in the shelters. In special circumstances, dermatologists were called upon to give their opinion remotely (tele dermatology).

2. INDIGENOUS VILLAGE

Care in the Kaingang indigenous land:

With volunteer dermatologists and indigenous students from the Federal University of Rio Grande do Sul - UFRGS.

For the health action, 42 families from Aldeia Tupen Pan are being served.

(University Extension Project for the Community of the UFRGS -- 54456)

3. DERMATOLOGICAL MUTIRONS

At hospital da Santa Casa de Porto Alegre (ISCOMPA):

Meeting on Saturday in June 2024, dermatologists voluntarily attended to patients who missed their appointments in May 2024 on an extra day, due to the impossibility of displacements during the crisis. General dermatology care and dermatological surgeries were provided. A new Saturday is planned for July 2024, where a total of 300 more patients are expected to benefit.

*Project approved by the Ethics and Research Committee of the Hospital de Clínicas de Porto Alegre - 20240244)

Comments

The emergency context and the incipient experience with similar tragedies, among the majority of working professionals, constituted a challenge. The psychological impact that involves a series of losses for those affected, in addition to the technical activities, strongly influenced everyone who participated in some way in the aid, and also health professionals.

Science has positioned itself and guided society and governments to reorganise decisions that generate an impact on the planet's climate. As early as 1998, the Environmental Atlas of Porto Alegre (UFRGS) presented proposals, including "a review of public sector policies that are inhibiting the sustainable management of resources and social development, and encouraging the commitment of the private sector, by through international agreements and programs that encourage companies to respect and support local strategies in the areas in which they invest and operate".

Author: Renan Rangel Bonamigo, MD, PhD
Full Professor of Dermatology - UFRGS, Head of Dermatology Service ISCOMPA, Project Coordinator

References

1. <https://www.ibge.gov.br/estatisticas/sociais/trabalho/22827-censo-demografico-2022.html>
2. <https://www.defesacivil.rs.gov.br/inicial>
3. Junejo MH, Khan S, Larik EA, Akinkugbe A, O'Toole EA, Sethi A. Flooding and Climate Change and its Effect on Skin Disease. *J Invest Dermatol.* 2023;143(8):1348-1350.
4. Bandino JP, Hang A, Norton SA. The Infectious and Noninfectious Dermatological Consequences of Flooding: A Field Manual for the Responding Provider. *Am J Clin Dermatol.* 2015;16(5):399-424.
5. <https://app.powerbi.com>
6. Menegat R, Porto ML, Carraro CC, Fernandes LAD. Atlas Ambiental de Porto Alegre. Ed. Universidade/UFRGS, 1998.

Clothes hung in one of the 55 shelters supporting the 14,000 climate refugees.



Chinese Society of Dermatology



3-year initiative for healthy skin

THEME: Training and education

The Chinese Society of Dermatology (CSD) was founded in 1937, under the auspice of the Chinese Medicinal Association. It follows the general mission of 'Unite healthcare professionals, disseminate medical science knowledge, promote medical ethics, and uphold social justice'.

There are about 30,000 registered dermatologists nationwide, that is, about two for 100,000 of the population. Thus it is obvious that the clinical workload for Chinese dermatologists is quite heavy. Considering the imbalanced distribution of medical resources, e.g. more dermatologists working in economically highly-developed Eastern part of China or central cities, it is imperative that CSD must take a big role in serving its purposes.

The CSD Organization diversifies its roles by setting up 15 research sections and 16 collaboration groups; the former is more basic research-oriented and the latter is more disease and technique-oriented for clinical studies. The 15 research sections include dermatopathology, trichology, pediatric dermatology, lasers in dermatology, cutaneous oncology, cosmetic dermatology, dermatologic surgery, skin imaging, dermatologic therapy, experimental dermatology, venereology, genodermatology, mycology, immunodermatology and psoriasis group; the 16 collaboration group includes atopic dermatitis, psoriasis, vitiligo, lupus, keloids, urticaria, immunobullous diseases, acne, genital mycoplasmic infection, gerodermatology, laser techniques, cutaneous fungal infections, skin tumours, photodynamic therapy, drug-related adverse reactions and rosacea. For each of the annual Congresses of ISD, it is the obligation of individual research sections and collaboration groups to organize CME and section programmes. In addition, CSD organises a youth group, who are highly recommended by peers and merit-based dermatologists. The key organizers for each group would give annual reports for evaluation by the CSD committee.

Coordinated package of projects

CSD is launching a 3-year skincare initiative starting in the year 2024. This initiative is designed to serve three target populations: the general public, to

disseminate skin health knowledge, the purpose of reducing misconceptions in skincare and eliminating discrimination against patients; the patient population, to disseminate knowledge on disease prevention and control and convey scientific medical information, build positive confidence in medical counselling; for primary care physicians or specialties, to enhance the standardized diagnostic and treatment capabilities, promote standardized diagnostic and treatment techniques, and improve professional skills. The initiative welcomes partners from almost every front, dermatologists, patients, caregivers, skin health advocates, educators, students, etc. The initiative also encompasses collaborations with domestic and overseas organizations such as the Chinese Dermatologist Association (CDA), provincial Medical Associations, the International League of Dermatological Societies (ILDS), International Society of Dermatology (ISD), etc. In the year 2023, Chinese dermatologists issued 29 guidelines and consensus in the Chinese language for different skin conditions. In collaboration with CDA, ILDS and ISD initiated World Skin Health Day, the Chinese 5.25 Skincare Day was launched and more than 700 dermatology departments vehemently participated (see Figure 1).

Future perspectives

There are a couple of issues that CSD is determined to tackle, the shortage and imbalanced dermatological resources, the average moderate quality of skin care, lack of a systematic registry of dermatologic conditions, to name a few. CSD is promoting more efficient ways for education and training, such as telemedicine, and AI-aided management of skin conditions. CSD is also encouraging the establishment of disease-specific clinics, either common or rare skin diseases, by setting up guidelines for standardized clinics, clinical pathways and data management.




Figure 1. A patient education site for 5.25 Skincare Day, 2024.

Czech Academy of Dermatovenereology



Opportunities in telemedicine

THEME: The future of dermatology: threats and opportunities

Dermatology as a discipline has changed tremendously during the last thirty years. We have new therapies, new devices, and new diagnostics, but we do not have dermatologists! How could we treat properly i.e. melanoma if the waiting time for examination by a dermatologist is more than one or more months? Young dermatologists rarely focus on medical dermatology (with the exception of biological therapies) and venereology as they often prefer cosmetic procedures. Even aesthetic medicine should be performed at the highest professional level, and we as dermatologists should be leaders in this subspecialty.

The dermatologists' training is essential - young colleagues should have passionate mentors who devote their time to all spectrums of our branch and who cooperate, not only at a national but mainly at an international level.

We are facing a big opportunity in telemedicine. Dermatology as a visual branch of medicine must use this potential to become a leader in second opinion consultations for the general practitioners and other specialists. It also offers a great possibility to make consultations online, to ask and to advise other dermatologists on difficult cases to provide in-time and professional care to our patients.

The Czech Academy of Dermatovenereology (CADV) was founded to provide an education. Since 1995, together 30 National Congresses of Dermatology have been organized (there were named Prague Dermatology Conferences and organized by Dept. Dermatology, 2nd Medical Faculty of Charles University in the beginning). The CADV has been the organizer since 2003. During 30 years, 9500 colleagues, 981 lectures (299 performed by our guest speakers from all continents), and 209 sponsors - pharmaceutical companies participated in the congresses. The Congresses are held in Prague and in Brno.

Residents in dermatology attend regularly the courses on Dermatohistopathology, organized three times a year in Pilsen. To refresh memories, three times per year we also organize the course 'DermaGuide', where skin disorders are discussed in depth and their guidelines are presented.

The CADV presents Awards to distinguished colleagues who help to develop our discipline, and who made the best publications or research articles, it also provides travel grants for young dermatologists to attend international events.

We have published The Czech Dermatovenereology Journal since 2011, monographies and textbooks. The biggest project has been the Czech-Slovak textbook 'Clinical Dermatovenereology' edited by Jana Hercogova et al. Published in 2019. The textbook has two volumes and 1763 pages (Fig. 1.).

The web page of the CADV is: www.dermanet.eu.

Author: Jana Tresnak Hercogova, President, Czech Academy of Dermatovenereology

Jean Bologna (left) and Jana Tresnak Hercogova during the 30th National Congress of Dermatology, May 23-25, 2024, in Prague.



Dermatological Society of Malaysia



Article 1: Empowering Families: A half-day Event For Children With Epidermolysis Bullosa And Their Caregivers

THEME: Training and education

On a bright and hopeful morning, families and caregivers of children with Epidermolysis Bullosa (EB) gathered for a transformative half-day event designed to provide both education and hands-on experience. This special event, organized by the Paediatric Dermatology Unit Hospital Tunku Azizah Kuala Lumpur together with DEBRA Malaysia, aimed to empower those children affected by EB through knowledge and practical skills in wound management, dental care, and understanding the genetic underpinnings of this rare condition.

The day began with a warm welcome from the Head of Dermatology Dr Sabeera Begum. A total of 20 families with children with EB participated in this event. Attendees were introduced to the schedule, which promised a blend of informative lectures and interactive clinical stations.

The first session featured a comprehensive lecture on the genetics of Epidermolysis Bullosa. Delivered by Dr Winnie Ong, a leading geneticist in the field, the talk delved into the hereditary aspects of EB, explaining the different genetic mutations that cause various types of the condition. Dr Winnie Ong highlighted ongoing research and potential future therapies, instilling hope and a deeper understanding of the disease among the family and patients.

Following the lecture, participants moved to the clinical stations, where they engaged directly with healthcare professionals in a series of hands-on workshops. These stations were designed to address the practical aspects of living with EB, providing invaluable skills and knowledge to both children and their caregivers.

The wound management station was particularly impactful. Clinicians demonstrated techniques for dressing different types of EB wounds, emphasizing the importance of gentle handling and the use of appropriate materials to minimize pain and prevent infections. Parents and caregivers had the opportunity to practice these techniques under the guidance of experienced nurses, gaining confidence in their ability to manage their children's care at home.

Another crucial station focused on dental care, an often-overlooked aspect of EB management. Dental specialists provided tips on maintaining oral hygiene and preventing dental issues, which can be particularly challenging for children with EB due to their fragile mucous membranes. The hands-on demonstration included advice on selecting the right dental products and techniques to ensure gentle care.

The final station offered a comprehensive overview of different dressings suitable for various wound types. Clinicians discussed the benefits and limitations of each dressing type, providing personalized recommendations based on individual cases. This interactive session allowed parents to ask specific questions and receive tailored advice, ensuring they left with practical knowledge directly applicable to their daily routines.

As the event drew to a close, the sense of camaraderie and support among attendees was palpable. Families expressed gratitude for the opportunity to learn and connect with others facing similar challenges. The event not only equipped them with essential skills but also fostered a supportive community, reinforcing that they are not alone in their journey.



Healthcare professionals demonstrating proper wound dressing techniques to patients and caregivers

In conclusion, the half-day event was a resounding success, offering a blend of education, practical training, and emotional support. It highlighted the importance of empowering caregivers with knowledge and skills to improve the quality of life for children with Epidermolysis Bullosa. Paediatric Dermatology Unit Hospital Tunku Azizah remains committed to supporting these families and looks forward to hosting more such events in the future.

Dermatological Society of Malaysia



Article 2: Leprosy Chemoprophylaxis with Single-Dose Rifampicin in Pahang State, Malaysia

THEME: Addressing challenges in global and national skin health

Leprosy is an infectious disease caused by *Mycobacterium leprae*, which primarily affects the skin and peripheral nerves. It can cause neuropathy, which may ultimately lead to long-term deformities and disability. The disease is often associated with societal stigma, especially when deformity and disability are present. Despite leprosy being successfully eradicated in Malaysia since 1994 with a prevalence rate of 0.9 per 10,000 population, there are still new cases being reported. The incidence rate of leprosy in Malaysia has also steadily risen since 2015, and the state of Pahang, in particular, has a consistently higher incidence rate compared to the national rate.

Untreated cases of leprosy are the main source of infection, especially among household contacts. Early detection and treatment with multi-drug therapy (MDT) remain the most important steps in halting the spread of the disease.

In Pahang, the majority of new registered cases of leprosy occur among the indigenous Orang Asli population. Leprosy control initiatives and contact tracing efforts among this population are very challenging in view of sociocultural factors, as they predominantly reside in rural and interior regions and lead a highly mobile, semi-nomadic lifestyle. Access to health facilities is also severely lacking among them. In addition, more than three-quarters of reported cases are multibacillary leprosy, resulting in a higher infectivity rate compared to paucibacillary leprosy. Thus, contacts of cases of leprosy within this community are at a much higher risk of being infected.

In order to stymie the spread of leprosy in the state, the Pahang State Health Department has taken a proactive initiative via leprosy chemoprophylaxis with single-dose rifampicin (SDR), which has been shown to reduce the risk of contracting leprosy among contacts. SDR chemoprophylaxis has been shown through many international studies to be protective against leprosy up to 60%, including the landmark randomized controlled COLEP trial carried out in Bangladesh between 2002 and 2007. This SDR chemoprophylaxis strategy is

especially beneficial in localities with a high burden of leprosy.

SDR chemoprophylaxis may not only be given to individual contacts (individual approach) with prolonged and continuous exposure towards the index case but may also be given to an entire community with a high burden of leprosy (blanket approach), as they are regarded as close contacts.

The blanket approach SDR chemoprophylaxis may be employed should there be two cases of leprosy detected within 12 months in the same locality, if there is at least one child with leprosy, or if there is at least one case of leprosy with grade-2 deformity, or if the locality is a pocket of endemicity for leprosy, or upon the advice of the senior assistant director of the tuberculosis/leprosy unit of the state health department, or on the advice of the district health officer.

Nevertheless, the success of the SDR chemoprophylaxis strategy is dependent on multiple factors, including comprehensive contact tracing (household, neighbourhood and social contacts), SDR chemoprophylaxis administration target of more than 80% of eligible contacts, sufficient rifampicin stock, logistics and human resource management capabilities, as well as cooperation and commitment from local community leaders.

References

1. *Guidelines for the diagnosis, treatment and prevention of leprosy.* World Health Organization, 2018.
2. *Leprosy/ Hansen disease: Contact tracing and post-exposure prophylaxis. Technical guidance.* World Health Organization, 2020.
3. *Manual Pengurusan Kusta Kebangsaan, Edisi Ketiga.* Kementerian Kesihatan Malaysia, 2023.
4. *Effectiveness of single dose rifampicin in preventing leprosy in close contact of patient with newly diagnosed leprosy: cluster randomised controlled trial.* British Medical Journal, 2008.

Ecuadorian Society of Dermatology



Sun Protection & Skin Cancer Prevention Day / Dermafest

THEME: Access to dermatologic health and medical skin treatment and care

Skin Cancer & Sun Protection Day

Skin Cancer & Sun Protection Day is an annual event held in May to raise awareness about sun protection, skin cancer, and early detection. During this event, dermatologists who are members of the Ecuadorian Society of Dermatology (ESD) conduct full-body skin examinations, provide brief talks on the proper use of sunscreen and early skin cancer detection, and distribute informational brochures for further education at home.

This event attracts over 500 community members seeking information about skin diseases and skin cancer, evaluation of suspicious lesions, or referrals to qualified dermatologists. Suspected or diagnosed skin cancer lesions are referred to qualified ESD-member dermatologists based on the patient's home or workplace proximity.

Through these campaigns, the community members have acknowledged the ESD and its fellow dermatologists as a pivotal part in the diagnosis, treatment, and prevention of skin cancer in Ecuador.



Dermafest

Dermafest is an annual educational, social, and sports event aimed at gathering dermatologists from across the country. Its purpose is to strengthen bonds of friendship and camaraderie among dermatologists, connect with the community in a more casual setting, and foster solid ties between the SED and the Ecuadorian community.

The event features sports activities such as races, educational talks on important dermatologic topics and trends, and a fun and friendly atmosphere for all attendees.

Egyptian Women's Dermatologic Society



Empowering dermatologists through our activities

THEME: Training and education

The How (EWDS) strives to deliver healthcare to its patients and to empower doctors to provide the best possible level of care in the most efficient way.

Our mission is to strengthen the professionalism of all members and to build networks on national and international levels.

From its foundation in 1998, EWDS has been responsible for organizing annual conferences and regional meetings where most dermatologists attend, listen to national and international experts and learn new technologies and updates.



Our Activities

Organizing annual conferences - the latest was the 13th & 14th December 2023. The topic of the conference was "Recent advances in dermatology and aesthetic medicine". Several keynote lectures on guidelines for several dermatoses were discussed.

Webinars - we extended our educational events with the organization of webinars, the latest was on 21st March 2024, and national and international speakers were invited to deliver hot topics. The webinar was followed by a celebration of a Sohour event (a regular event done in Ramadan where all members meet and socialize in a friendly atmosphere).

Collaboration with our sister societies - whether in Egypt or the Middle East region. We explore how we can support each other in terms of conjoint meetings, webinars and conferences.

Workshops and hands-on training - of junior dermatologists are on the top of our lists of activities to promote the highest possible standards in clinical practice.



Resources

For more information, visit our website: www.ewds-egypt.com/

Ethiopian Dermatology and Venereology Society



Empowering dermatologists through our activities

THEME: The future of dermatology - threats and opportunities

As the field of dermatology advances, several challenges and opportunities lie ahead that will shape the future of this specialized branch of medicine.

Challenges

- **Artificial Intelligence (AI)**

There is a concern that AI technology may eventually surpass or even replace some aspects of dermatologists' roles in the healthcare system. While AI can offer valuable assistance in diagnosis and treatment planning, there are fears that it might diminish the human touch and expertise that dermatologists provide. However, it is essential to view AI as a tool to enhance rather than replace the skills of dermatologists.
- **Business Orientation in Cosmetic Dermatology**

The increasing commercialization of cosmetic dermatology may lead to a more business-oriented approach within the field. This could impact patient care and ethical practices if financial interests overshadow medical considerations.
- **Malpractice in aesthetic dermatology will be very common.**
- **The price of aesthetic dermatology services will increase at an alarming rate.**
- **The cost of dermatologic drugs will increase and might not be affordable to poor patients.**
- **Cosmetic Dermatology vs. Traditional Practice**

The rise of cosmetic dermatology may potentially pose a challenge to the traditional dermatology practice. With a growing emphasis on aesthetics and beauty treatments, there could be a shift in focus within the field. It will be important for dermatologists to maintain a balance between cosmetic procedures and essential dermatological care

Opportunities

- **Digital Health**

The integration of digital health technologies is poised to revolutionize dermatology services, especially in remote areas where access to specialized care may be limited. Telemedicine, AI-driven diagnostic tools, and mobile apps can facilitate remote consultations, diagnosis, and treatment monitoring, improving patient outcomes and expanding dermatology services to underserved populations.
- **Focus on Cosmetic Dermatology**

While cosmetic dermatology presents challenges, it also offers opportunities for innovation and growth within the field. By embracing advancements in aesthetic treatments and procedures, dermatologists can cater to evolving patient demands and preferences, expanding their scope of practice and enhancing patient satisfaction.

In conclusion, the future of dermatology presents both challenges and opportunities. Embracing technological advancements such as AI and digital health while navigating the evolving landscape of cosmetic dermatology can position dermatologists to provide high-quality care, remain relevant in the changing healthcare environment, and ultimately improve patient outcomes.

26TH WORLD CONGRESS OF DERMATOLOGY

21-26 JUNE 2027 GUADALAJARA • MX

DISCOVER THE DERMATOLOGY ECOSYSTEM FOR A DIVERSE AND INCLUSIVE FUTURE

Follow us



WCD2027GUADALAJARA.ORG

JOIN OUR JOURNEY TO GUADALAJARA

JORGE OCAMPO CANDIANI
PRESIDENT OF WCD2027

AND

MARIEL ISA
SECRETARY GENERAL OF WCD2027



PROUDLY PRESENTED BY



HOSTED BY



European Academy of Dermatology and Venereology



Building our international community

THEME: Training and education

The European Academy of Dermatology and Venereology, founded in 1987, is committed to building an international community that develops, shares, and adopts best practices within dermatology and venereology.

With 10,000 members and an active community of more than 16,000 professionals internationally, our goal is to be the trusted source for proven scientific advancements and practices in the prevention, diagnosis, and treatment of skin and venereal diseases.

Expert task forces shape standards and develop best practice guidelines, while our events, publications, and educational courses share them with our members and the broader community so they can adopt them for maximum impact.



EADV Board Members at the Symposium in Malta, May 2024

To support the community in these goals, the EADV hosts two annual events a year. The successful and best-ever attended 32nd Congress, hosted in Berlin in October 2023, with close to 16,000 participants, delivered a fantastic scientific programme accredited for 27 EACCME® credits, organised by Prof Michel Gilliet and the Scientific Programming Committee. The extensive programme featured over 600 speakers and over 180 sessions, along with the highest-ever number of abstracts approved (2,892). The event covered basic training for younger colleagues whilst providing in-depth insights into new developments and treatments that are moving forward at an exciting pace.


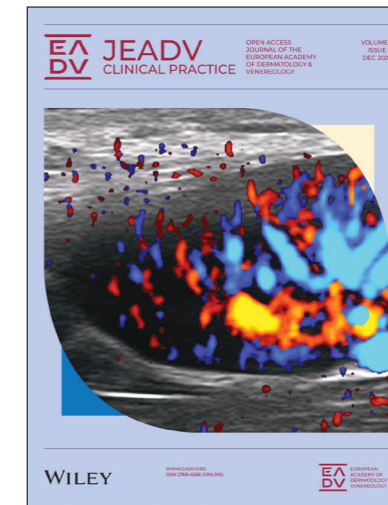
In addition to the Congress, EADV hosts a smaller Symposium in the Spring - this event holds a special place in the EADV calendar, emphasising our commitment to European inclusiveness while allowing for in-depth exploration of specific topics. This year's event took place from 16-18 May 2024 in Malta, with a turnout of over 1700 delegates from 91 countries around the world. As always, the programme with over 100 speakers offered a unique opportunity for specialists in our field to connect with colleagues

from around the world and discover valuable insights and the latest updates in crucial areas such as acne management, pigmentary disorders, atopic dermatitis, and paediatric dermatology.

EADV considers education to be the main foundation for continuing professional development in dermatology and venereology. The aim of the EADV Education Committee is to raise the standards of dermatology and venereology, in addition to promoting a sense of community and encouraging collaboration within its network. We achieve this by providing high-quality theoretical and practical training with an emphasis on the latest best practices to benefit patients and physicians alike. In 2023, EADV organised 22 face-to-face courses in different European countries on a large spectrum of clinically relevant topics. In addition to face-to-face learning and events, EADV offers over 200 hours of on-demand content via online courses and webcasts, as well as nearly 100 podcast episodes developed by specialists in their field, for our community to continue learning in whichever format best suits them.

Additionally, our flagship journal, with Prof. Carle Paul acting as Editor-in-Chief, delivers the highest level of dermatological knowledge to its readership by publishing original articles, review articles, short reports, research letters, as well as editorials, commentaries and historical perspectives. Our target audience is clinician dermatologists in hospitals or in private practice, as well as researchers and everybody interested in understanding the management of skin disease to improve patient outcomes. The journal is now ranked 4th out of the top 100 international Dermatological journals with an impact factor of 9.2.

The JEADV Clinical Practice (JEACP), with Prof. Antonio Torreló as the Editor-in-Chief, is the EADV's open-access publication and the companion title to the highly-regarded Journal of the European Academy of Dermatology and Venereology. Focusing on relevant clinical content and practical information, the JEACP centre stages the aim of continuously optimising healthcare for patients with skin and venereal diseases. The JEACP's editorial openness towards patients, patient associations and caregivers is core to its mission and is home to understandable and reliable health information for patients and their caregivers, illustrative case studies, practical information and cutting-edge clinical content and updates across medical, surgical and aesthetic Dermatology & Venereology.



European Guidelines for Bullous Pemphigoid Management

Call to Emergency Action on Climate Change Cutaneous inflammation and cognitive impairment Dysbiosis and fungal diversity in atopic dermatitis

WILEY

European Society for Dermatological Research



Global outreach activities of ESDR

THEME: Training and education

The burden of skin disease worldwide is immense and healthcare systems are often poorly equipped to deal with it. To improve access to skincare worldwide and thus enhance clinical care, is dependent on high-quality education and research.

The ESDR has a responsibility to educate and train the next generation of skin researchers and to promote the highest quality skin research. The expertise within the ESDR community is immense from skin research centres to individuals. This expertise could and should be put to use beyond the geographic confines of Europe to train skin scientists (both clinical and non-clinical) from least developed countries (LDCs) but also from European countries in adverse conditions to collaborate with dermatologists and scientists from these countries to help address local unmet needs in understanding and managing skin disease. This can be accomplished in several ways. Over the past years, ESDR actively explored multiple ways by which the global health research agenda can be advanced by the Society.

For instance, the ESDR funds Fellowships to enable young dermatologists and skin scientists from LDCs to travel to the Annual Meeting of the ESDR - as was demonstrated so successfully by the funding of four Fellows, from Myanmar, Kenya and Ethiopia to attend the 49th Meeting of the ESDR in Bordeaux 2019.



To strengthen the sustainability of this Global Health awards activity, ESDR has announced a new programme entitled the ESDR Global Health Mentorship Programme (GHMP). This fellowship programme seeks to facilitate early career skin scientists in underserved regions to exchange ideas with skin scientists in Europe and to establish international collaborations. The proposed ESDR GHMP will provide sustainable, mutual and bidirectional benefits for both the ESDR and the LDC research communities. The GHMP offers mentees to be paired with experienced research leaders to work on collaborative research projects. This exchange of expertise aims to enhance the mentees' skills, develop

their area of research interest and contribute to the advancement of dermatological knowledge in their home countries.

The ESDR GHMP is precisely aligned with the GLODERM Mentorship Programme and both initiatives will work synergistically together. Naturally, a collaboration of the two global initiatives can only strengthen the common goal of advancing dermatological care through the creation of equal opportunities for clinical and scientific training and capacity building in a sustainable manner.

The Solidarity in Adversity initiative is a program designed to support Ukrainian researchers affected by the ongoing conflict in Ukraine. This initiative aligns with ESDR's broader mission to promote and advance dermatological research through various educational and support programs. Key components of the initiative include Funding and Grants, Educational Support, Collaborative Projects, Membership and Networking. By extending this support to Ukrainian researchers, the ESDR reaffirms its commitment to global solidarity and scientific progress in the face of adversity.

Finally, the ESDR Annual Congresses regularly devote time and resources to the organisation of the Eastern European Section, which offers young Eastern European dermatologists and scientists the opportunity to present their research. Young scientists have the opportunity to give an oral presentation and one senior scientist gives a state-of-the-art lecture. Travel grants are offered to the selected presenters. Together with the Hungarian Dermatological Society (HDS), the ESDR has developed the Nicolas Simon Eastern European Experimental Dermatology Collegiality Diploma, an award to which young researchers from Eastern Europe are invited. This diploma is awarded to the selected best 1 or 2 young scientists from Eastern Europe at the annual congresses of the HDS, where they can present their scientific achievements. These activities promote the integration of young dermatologists and researchers from Eastern European countries into the European community of dermatological science and their presence at ESDR congresses.

Resources

For more information, please visit the ESDR website: <https://esdr.org/> or email us: office@esdr.org.



International Foundation for Dermatology

The International Foundation for Dermatology (IFD) was created in 1987 by the ILDS to improve skin health in areas of low resource. It supports projects all over the world including Africa, Asia Pacific and South America. The IFD is critical to helping ILDS achieve its goal of **#SkinHealth4theWorld**.



Did you know...?

In 2022 alone, the IFD distributed US\$ 500,000 in funding and worked with a global network of partners to support skin health initiatives in low-resource areas worldwide that are available, accessible and effective for all patients, regardless of ethnicity, disability or social background. Key projects include the Regional Dermatology Training Centre in Tanzania and the Community Skin Health journal, as well as projects in Argentina, Cambodia and Mexico to name a few.

“ Together with our Members, Partners and project leaders, we work to deliver projects that have a meaningful impact on the lives of dermatology patients around the world, particularly those in under-served communities.

Dr Claire Fuller
IFD Chair

Find out more

For more information regarding the IFD, including ways you can support the work of the IFD, please scan the QR code:



or visit: <https://bit.ly/ILDSIFD>

European Women Dermatological and Venereological Society



The Future of Dermatological Mycology: Threats and Opportunities

THEME: The future of dermatology - threats and opportunities

Mycology is the study of fungal infections that primarily affect humans. Knowledge of mycology is very important for dermatologists, as fungal infections can lead to several diseases such as AIDS and diabetes mellitus¹. However, the first question we must ask ourselves is...

What do we know about the incidence of mycoses?

The biggest challenge in answering this question is the lack of data as fungal skin infections are not notifiable diseases; however, it is estimated that they are not rare. The WHO estimates that approximately 25% of the world's population suffers from one or more superficial mycoses². Approximately 4% of young adults and 10% of adults >60 years old have onychomycosis with proven resistance to usual treatments³. Tinea capitis has a high incidence with a global changing pathogen distribution⁴. Approximately 75% of women experience at least one episode of vulvovaginal candidiasis during their fertile years and 50% experience more than one episode. Recurrent vulvovaginal candidiasis occurs in 5% of women, is difficult to control, and is associated with emotional stress⁵.

Candidemia represents the third or fourth leading cause of bloodstream infections in highly complex institutions. Candidaemia and invasive candidiasis are typically hospital-acquired⁶. Intra-hospital clusters were first detected before the onset of the COVID-19 pandemic, though the number of clusters, especially those due to *Candida parapsilosis*, increased during the pandemic.

Furthermore, meningeal cryptococcosis is the third-leading infectious cause of death in patients with AIDS in several countries⁷.

Therefore, mycoses are far from being an infrequent cause of medical consultations that deserve more attention than they currently receive.

Why is mycology important for the dermatologist?

It is often difficult to differentiate between superficial mycoses and skin alterations⁸.

Subcutaneous mycoses and most other endemic and emerging systemic mycoses, such as paracoccidioidomycosis, histoplasmosis, and chromoblastomycosis, result in cutaneous-mucosal lesions that may be the first manifestation of the disease^{9, 10}.

There is an exponential growth of opportunistic mycoses, including candidiasis, aspergillosis, mucormycosis, fusariosis, scedosporosis, and phaeophycomycosis¹¹.

What threats do we have?

1. There is an increased prevalence of hosts with compromised immunity vulnerable to these infections¹².
2. Probable exposures to a large inoculum can occur, such as histoplasmosis outbreaks after exposure to the causal agent when felling trees in endemic areas, visiting caves, or removing contaminated material¹³.
3. Iatrogenic causes of mycoses include fungal meningitis outbreaks due to *Exserohilum rostratum* after the application of contaminated steroid solutions or *Sarocladium kiliense* outbreaks in oncology patients after the administration of an antiemetic drug¹⁴.

Despite this complex situation caused by the increase in fungal diseases in vulnerable humans and diverse ecosystems, the fungal kingdom is often not studied as profoundly as bacteria, viruses, and parasites, as stated in a recent editorial, "Stop neglecting fungi," published in *Nature Microbiology*¹⁶.

The WHO has recently published the first list of priority fungal agents¹⁷.

The critical group includes *Cryptococcus neoformans*, *Candida auris*, *Aspergillus fumigatus*, and *Candida albicans*. The high-priority group includes *Nakaseomyces glabrata* (*Candida glabrata*), *Histoplasma* spp., mycetoma-causing agents, mucorales, *Fusarium* spp., *Candida tropicalis*, and *Candida parapsilosis*. The medium priority group includes *Scedosporium* spp., *Lomentospora prolificans*, *Coccidioides* spp., *Pichia kudriavzevii* (*Candida krusei*), *Cryptococcus gattii*, *Talaromyces marneffeii*, *Pneumocystis jirovecii*, and *Paracoccidioides* spp.

Strengths

With the knowledge of the genome sequence of many of these fungi, the understanding of their biology and virulence factors will increase and will allow for the development of:

- a. vaccines¹⁸.
- b. new and more effective antifungals¹⁹.
- c. more precise diagnostic tests²⁰.

Conclusions

- There is an urgent need for more research in dermatological mycology.
- Better diagnostic tools; new, safer, and more effective antifungal drugs; better understandings of the host-fungal interaction and immune response; and a consensus regarding the changing taxonomy of fungi are needed.
- With further research, modern tools can be used to conduct new studies and establish interactive networks between different research groups, the pharmaceutical industry, and public and private health entities.



Author: Prof. Carmen Rodríguez-Cerdeira, President, European Women's Dermatological and Venereological Society (EWDVS)

References

1. Crespo-Erchiga V, Delgado-Florencio V. Micosis cutáneas [Dermatomycosis]. *Med Clin (Barc)*. 2005;125(12):467-74.
2. Milani B et al. Diagnostic capacities and treatment practices on implantation mycoses: Results from the 2022 WHO global online survey. *PLoS Negl Trop Dis*. 2023 Jun 28;17(6): e0011443.
3. Saunte DML, Pereiro-Ferreirós M, Rodríguez-Cerdeira C, Sergeev AY, Arabatzis M, Prohić A et al. Emerging antifungal treatment failure of dermatophytosis in Europe: take care or it may become endemic. *J Eur Acad Dermatol Venereol*. 2021; 35(7): 1582-1586. doi: 10.1111/jdv.17241.
4. Rodríguez-Cerdeira C, Martínez-Herrera E, Szepietowski JC, Pinto-Almazán R, Frías-De-León MG, Espinosa-Hernández VM et al. A systematic review of worldwide data on tinea capitis: analysis of the last 20 years. *J Eur Acad Dermatol Venereol*. 2021;35(4):844-883. doi: 10.1111/jdv.16951.
5. Rodríguez-Cerdeira C, Martínez-Herrera E, Carnero-Gregorio M, López-Barcenas A, Fabbrocini G et al. Pathogenesis and clinical relevance of candida biofilms in vulvovaginal candidiasis. *Front Microbiol*. 2020; 11: 544480.
6. Díaz-García J, Gómez A, Machado M, Alcalá L, Reigadas E, Sánchez-Carrillo C et al., On Behalf Of The Candimad Study Group. *Candida* Genotyping of Blood Culture Isolates from Patients Admitted to 16 Hospitals in Madrid: Genotype Spreading during the COVID-19 Pandemic Driven by Fluconazole-Resistant *C. parapsilosis*. *J Fungi (Basel)*. 2022; 8(11):1228. doi: 10.3390/jof8111228
7. Chen Y, Shi ZW, Strickland AB, Shi M. *Cryptococcus neoformans* Infection in the Central Nervous System: The Battle between Host and Pathogen. *J Fungi (Basel)*. 2022;8(10):1069. doi: 10.3390/jof8101069.
8. Kovitwanichkanont T, Chong AH. Superficial fungal infections. *Aust J Gen Pract*. 2019 Oct;48(10):706-711. doi: 10.31128/AJGP-05-19-4930.
9. Carrasco-Zuber JE, Navarrete-Dechent C, Bonifaz A, Fich F, Vial-Letelier V, Berroeta-Mauriziano D. Cutaneous involvement in the deep mycoses: A review. Part II - Systemic mycoses. *Actas Dermosifiliogr*. 2016;107(10): 816-822. English, Spanish. doi: 10.1016/j.ad.2016.06.001
10. Rodríguez-Cerdeira C, Hernández-Castro R, Arenas R, Sandoval-Tress C, Gutiérrez-Murillo F, Martínez-Chavarría LC et al. From Child to Old Man: A Slowly Evolving Case of Chromoblastomycosis Caused by *Cladosporium cladosporioides*. *Antibiotics (Basel)*. 2023 Dec 9;12(12):1713. doi: 10.3390/antibiotics12121713.
11. Wiederhold NP. Emerging Fungal Infections: New Species, New Names, and Antifungal Resistance. *Clin Chem*. 2021;68(1):83-90. doi: 10.1093/clinchem/hvab217.
12. Kovitwanichkanont T, Chong AH. Superficial fungal infections. *Aust J Gen Pract*. 2019;48(10):706-711. doi: 10.31128/AJGP-05-19-4930.
13. Deepe GS. Outbreaks of histoplasmosis: The spores set sail. *PLoS Pathog*. 2018; 14:e1007213. doi: 10.1371/journal.ppat.1007213.
14. Andes D, Casadevall A. Insights into fungal pathogenesis from the iatrogenic epidemic of *Exserohilum rostratum* fungal meningitis. *Fungal Genet Biol*. 2013; 61:143-5.
15. Etienne KA, Roe CC, Smith RM, Vallabhaneni S, Duarte C, Escadón P, et al. Wholegenome sequencing to determine origin of multinational outbreak of *Sarocladium kiliense* bloodstream infections. *Emerg Infect Dis*. 2016; 22:476-81.
16. No authors listed. Stop neglecting fungi. *Nat Microbiol*. 2017; 2:17120.
17. World Health Organization. WHO fungal priority pathogens list to guide research, development and public health action. 2022. Fecha de consulta: 15 de mayo de 2024. Disponible en: <https://www.who.int/publications/item/9789240060241>
18. Pattison HT, Millar BC, Moore JE. Fungal vaccines. *Br J Biomed Sci*. 2021; 78(4):167-176. doi: 10.1080/09674845.2021.1907953
19. Neoh CF, Jeong W, Kong DC, Slavin MA. The antifungal pipeline for invasive fungal diseases: what does the future hold? *Expert Rev Anti Infect Ther*. 2023; 21(6):577-594. doi: 10.1080/14787210.2023.2203383.
20. Jenks JD, White PL, Kidd SE, Goshia T, Fraley SI, Hoeningl M, Thompson GR 3rd. An update on current and novel molecular diagnostics for the diagnosis of invasive fungal infections. *Expert Rev Mol Diagn*. 2023;23(12):1135-1152.

German Society of Dermatology



Inspiring enthusiasm for dermatology

THEME: Training and education

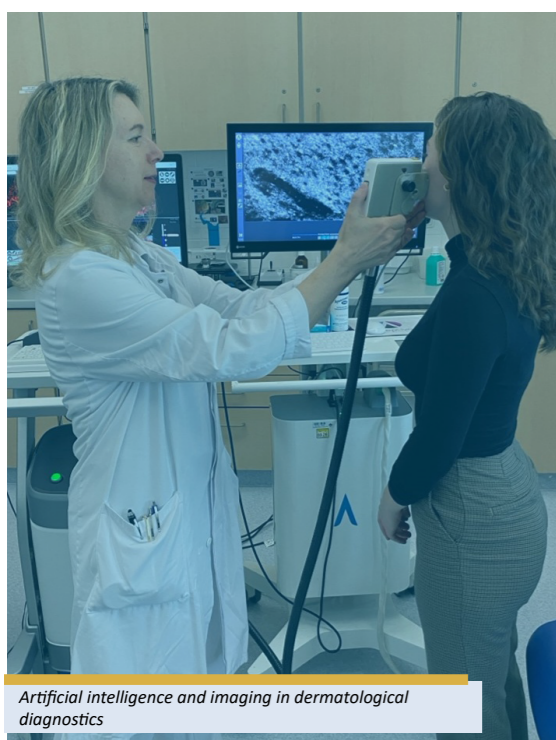
The German Society of Dermatology (DDG) is the scientific society of German-speaking dermatologists. The aims of the DDG are to promote scientific and practical dermatology, venereology and allergology and their specialities such as andrology, phlebology and lymphology, proctology, dermato-oncology, dermatological infectiology, occupational and environmental dermatology, dermatopathology, digital dermatology as well as prevention and rehabilitation, all of which are covered by dermatologists in Germany.

With the help of digitalization and artificial intelligence, non-invasive diagnostics in particular will continue to improve thanks to modern imaging techniques - but patient care will also benefit from these technologies through tele dermatology services. With its own competence centre (CVderm), dermatological care research has high priority in Germany and can thus continuously improve the care of patients with skin diseases. The network of centres for rare skin diseases in Germany, which consists of around 20 facilities, helps to identify rare diseases earlier based on dermatological findings.

Inspiring enthusiasm for dermatology starts in medical school. This is where the DDG actively supports programs for students, training assistants, future leaders and researchers. 3D teaching labs and the international moulage archive are already proving their worth in medical studies and specialist medical training.

With funding from the Deutsche Stiftung für Dermatologie, the DDG together with the Arbeitsgemeinschaft Dermatologische Forschung (ADF), also sponsors a Clinician Scientist Program for outstanding young dermatologists.

The treatment of dermatological and sexually transmitted diseases at a high level and with good therapeutic results is only possible using broad-based evidence. The DDG therefore provides extensive financial and personnel support for the development and adaptation of dermatological guidelines and participates in the development of guidelines in other disciplines where dermatological competence and expertise are required.



Artificial intelligence and imaging in dermatological diagnostics

With around 4,500 members, the DDG is committed to innovative, research-led and patient-oriented dermatology, the broad scope of which is one of its central concerns. In addition to close partnerships with the ÖGDV and SGDv, the society has many international contacts and ties. The DDG supports the development of the discipline through individual projects in countries outside Europe and maintains an exchange with dermatologists in these regions.



Virtual International Moulage Archive



GLODERM is an initiative by the International League of Dermatological Societies

Become a GLODERM Member!

Discover the benefits of GLODERM membership!

GLODERM's mission is to connect dermatologists (and trainees) whose primary interests are focused on the advancement of skin health in resource-limited communities, locally and globally, through sustainable and integrated approaches to clinical care, education, research, policy, and advocacy.

Your participation as a GLODERM Member will help achieve our mission of Skin Health for Everyone, Everywhere.



Scan the QR code or visit:

<https://bit.ly/GLODERM-Membership>

Indian Association of Dermatologists, Venerologists and Leprologists



The Future of Dermatology as a Discipline

THEME: The future of dermatology: threats and opportunities

Dermatology in India is booming, with significant strides in research, technological advancement, and patient care. As we look ahead, the future of dermatology must focus on fostering innovation, enhancing training programs, and bridging gaps in access to care. The Indian Association of Dermatologists, Venereologists, and Leprologists, being one of the largest societies, has a major role in the future of the discipline.

Advancing Dermatological Training and Education

The future of dermatology in India is promising, driven by technological advancements, innovative treatments, and increased awareness of skin health. Urbanization and changing lifestyles have boosted demand for dermatological care. National conferences like DERMACON, MIDDERMACON, and PEDDERMACON, organized by the IADVL, are crucial for discussing advancements, sharing research, and strategizing patient care. Providing research grants, travel grants (both to members and residents), and dissertation grants to promote academic and technological advancements has also been focused on. Certificate courses and observer programs offer advanced training in subspecialties like pediatric dermatology, trichology, dermatosurgery, aesthetic dermatology, and dermatopathology, preparing dermatologists to meet diverse patient needs.

Addressing Unmet Needs in Rural and Marginalized Communities

Significant unmet needs persist in Indian dermatology, particularly in rural and marginalized areas, due to gaps in specialized care, low public awareness, and economic and geographical barriers. Unqualified and untrained people practising dermatology in various misguided avatars promising unrealistic cures is another hurdle. Public awareness about topical steroid abuse and the dermatophyte infection epidemic had a positive outcome. 'Chalo gaonke ore' (let's go to villages), 'Chalo Pathshala' (let's go to schools), and Mission Prison (addressing the health needs of the prisoners) are among the activities conducted by the IADVL community dermatology committee (Fig. 1). These initiatives highlight the importance of reaching marginalized communities and ensuring access to dermatological care for everyone, regardless of socioeconomic status.



Figure 1. Mission Prison

Implementing Evidence-Based Dermatological Practices

Implementing evidence-based care in dermatology requires integrating clinical expertise with top research to ensure effective, safe treatments. IADVL journals (Indian Journal of Dermatologists, Venereologists, and Leprologists, Indian Dermatology Online journal, and other national and state branch-owned journals), the E-library project, and guidelines on disease management by the special interest groups are the activities headed by the association and the academy.

Expanding global influence through volunteerism

Expanding global influence is vital for addressing skin health challenges both locally and internationally. The Guinness World Record, where over 9000 dermatologists pledged to uphold high standards in dermatology within 24 hours, showcases IADVL's commitment to excellence in patient care and places Indian dermatology on the global map (Fig. 2). Global collaboration is ongoing by hosting sister-society meetings in global congresses, including the WCD, AAD, EADV, and Asian Society of Dermatology Congress (Fig. 3). Through volunteering and educating the public on skin health, steroid misuse, leprosy, vitiligo, and other conditions, these efforts have reduced stigma and improved the quality of life. Destigmatization efforts were undertaken by launching a vitiligo-day postal stamp and an IADVL calendar with paintings drawn by the members.

Fostering innovation and local manufacturing

The future of dermatology in India hinges on continuous innovation, collaboration, and education. Local manufacturing of dermatological equipment, such as lasers and drugs like biologics, reduces reliance on international sources and makes advanced treatments more accessible in India. Collaboration among healthcare providers, policymakers, and educators has been ongoing and has been partly successful.



Figure 2. Guinness World Records



Figure 3. Sister Society meetings

Conclusion

The future of dermatology in India is set for transformative growth, driven by technological advancements, innovative treatments, and enhanced public awareness. Initiatives like Chalo Pathshala, Mission Prison, and the GWR attempt to highlight the community's dedication to excellence and inclusivity. Addressing gaps in rural and marginalized care, advancing training and education, and adopting evidence-based practices are critical. Through sustained collaboration, continuous education, and global engagement, Indian dermatology can significantly elevate patient care and public health, ensuring a brighter, healthier future for all.

Acknowledgements

IADVL Media Cell for preparing the manuscript.

References

1. <https://www.iadvl.org/academy>
2. Indian Journal of Dermatology, Venereology, and Leprology (IJDVL) (2021). Challenges in Dermatology Education in India.
3. World Health Organization

International Eczema Council



IEC's Fellowship Programme

THEME: Training and education

The International Eczema Council (IEC) brings together scientists and physicians to promote research, education, and best practices in the treatment of atopic dermatitis in people worldwide. As of June 2024, the Council comprises 133 [Councillors](#) and [Associates](#) from 31 countries.

Through the IEC's Fellowship programs, these leaders are mentoring early-career physicians to foster a passion for eczema research and treatment. True to our mission, the IEC Fellows to date come from 6 countries on 3 continents, ensuring they experience international differences in the lab or clinic.

How IEC Fellowships Work

The IEC opened applications for its first Fellowships in 2020 and continues to expand the program.

- Each fellowship is a year-long experience, open to early-career physicians from any country. Research fellowships are a 1-year on-site commitment, and clinical fellows typically work on-site with an IEC Councilor for 4 weeks before returning home for the remaining 11 months to continue the mentorship through virtual meetings, email, teleconferences, and other opportunities.
- Stipends are granted—through generous donations from sponsors or from the IEC—to ensure these opportunities aren't limited to residents of higher-income countries or those who have other means of support.

- Fellowship applicants can indicate which IEC Councilor they would like to work with from a slate of preselected experts.
- As part of the program, Fellows must attend a major scientific conference, present at a conference (or, optionally, conduct a chart review for the clinical fellowship), and submit an abstract or manuscript for publication in a national or international journal.
- Applicants are ranked and selected based on the strength of their CV, application, letter of recommendation, and statement of purpose.

US Research Fellowship & US Clinical Fellowship

The IEC launched two fellowship programs in 2020: the IEC US Research Fellowship and an IEC US Clinical Fellowship. Both welcomed applicants from around the world to work with IEC Councilors in the US, thanks to funding from Abbvie. The first two IEC Fellows began their fellowships in 2021.

Pedro J. Gómez Arias, MD, of Spain, was paired with IEC co-founder **Emma Guttman, MD PhD**, at the Icahn School of Medicine at Mount Sinai in New York, NY, US. He described the Fellowship as *"an extraordinary experience. Working alongside Dr Guttman and her team helped me strengthen my investigative skills and grow further as a physician and clinical researcher."*

The IEC's other cofounder, **Amy Paller, MD**, mentored that year's second Fellow, **Antonia Reimer-Taschenbrecker, MD**, of Germany, at the Feinberg School of Medicine at Northwestern University in Chicago, IL, US—where she witnessed firsthand how neither public nor private insurance guarantees patients can afford care and medications. *"Working with Dr Paller has vastly broadened my horizon and provided me with unparalleled experiences,"* Dr Reimer-Taschenbrecker said. *"For my personal clinical practice, I take with me to be somewhat bolder with systemics and potent topicals in severe cases of AD, of course, while closely monitoring my patients."*

With Abbvie's assistance again, two additional Fellows were chosen in 2022, both for US Clinical Fellowships.


Caroline Marie Thérèse Mann, MD, of Germany, was paired with **Dr Paller** for a fellowship that she said *"not only enriched my medical knowledge but also positively impacted my practice in Germany"* and *"allowed me to approach challenging cases with confidence and creativity."*

IEC Councilor **Lawrence Eichenfeld, MD**, mentored **Sheng-Pei Wang, MD**, of Taiwan at the University of California at San Diego and Rady Children's Hospital. Dr Wang described the fellowship as *"a cornerstone in my professional development"* and *"a transformative journey that solidifies my career goal of becoming an academic dermatologist dedicated to eczema research and patient care."*

In 2024, two Fellows were chosen, both of US Clinical Fellowships, but with different funders.

Through a grant from Pfizer, **Vijaytha Muralidharan, MD MRCP (UK)**, of Dunfermline, Scotland, begins her fellowship under **Dr Paller** in the summer. The IEC funded a second clinical fellowship for later in 2024, also with **Dr Paller**, for which **Mariana L. Guzmán, MD**, of Santiago, Chile, was chosen.

IEC Fellows



Pedro J. Gómez Arias, MD



Antonia Reimer-Taschenbrecker, MD



Caroline Marie Thérèse Mann, MD



Sheng-Pei Wang, MD



Vijaytha Muralidharan, MD MRCP (UK)



Mariana L. Guzmán, MD



Arbie Sofia Merilleno, MD

MDRI Canadian Research Fellowship

The IEC expanded the program in 2023 by partnering with the Montréal Dermatology Research Institute (MDRI) on the MDRI IEC Canadian Research Fellowship.

Funded by MDRI, the fellowship was awarded to **Arbie Sofia Merilleno, MD**, of the Philippines. In January, Dr Merilleno began her fellowship with IEC Councilor Aaron Drucker, MD, at Women's College Hospital, Toronto.

International Clinical Fellowship & International Research Fellowship

In 2024, two additional fellowship program options were added: the IEC International Clinical Fellowship and the IEC International Research Fellowship.

These new Fellowship programs greatly expanded the number of locations and mentors for potential Fellows. Chosen applicants could be paired with 15 mentors in eight countries. At publication time, the IEC International Clinical Fellow and IEC International Research Fellow were being chosen.

Securing the Future

Through these and future Fellowship programs, IEC is laying the groundwork for the next generation of leaders in the field. The best atopic dermatitis physicians and researchers worldwide are mentoring early-career physicians, transferring knowledge, and stoking their passion for investigating and treating this disease.

Learn more at <https://www.eczemaouncil.org/fellowship-program>.

International Peeling Society



International Peeling Society (IPS)

THEME: Access to dermatologic health and medical skin treatment and care

The International Peeling Society (IPS) is dedicated maintaining the highest possible standards of medical education and research in the field of chemical peeling in aesthetic medicine and surgery.

The members of the IPS are committed to promoting the highest possible standards of clinical practice, education and research in the field of chemical peels promoting the highest standards of patient care and public interest in chemical peels.

The IPS provides an expert forum for the development of relationships between chemical peel professionals worldwide; and to promote the exchange of ideas and research relevant to chemical peels.

The IPS regularly participates in major conferences with a world-renowned faculty and offers free webinars 4 times a year.

The IPS was founded in 2012 by a group of international physicians in Germany and has grown into a family with a global reputation and members in 49 countries around the world.

The society also develops new procedures and peelings in aesthetic medicine and surgery and is concerned with the scientific advancement and combined application of various procedures.

The knowledge gained is to be published and made available to both: physicians and interested laypersons. A further aim of the society is to inform physicians, patients and the public about quality standards, risks and new developments in the field of peeling applications.

The IPS promotes the training of medical professionals (dermatologists / plastic surgeons) in the use of chemical peels in workshops, meetings at international congresses and our successful webinar series.

IPS hot topics:

- Peeling in dark skin types
- Safely performing deep chemical peels
- Peeling combined with laser, micro-needling and abrasion techniques
- Peeling to remove wrinkles, hyperpigmentation, actinic damage and scarring
- The A-Z of superficial peeling for pigmentary disorder
- Standardisation of Croton oil formulas for treating wrinkles and scars
- New peels and new Indications



ILDS in Motion:

A Visual Journey of Global Skin Health


The ILDS in Motion is a new project that aims to capture, celebrate and showcase the exceptional achievements of ILDS Members, projects and programmes through professional documentary-style video and photography. By doing so, we aim to promote knowledge sharing and inspire a sense of pride and community among members.

We aim to visit ILDS members, projects, and programmes around the world, capturing their passion and dedication, and craft compelling narratives that showcase the invaluable contributions of the ILDS community and programmes to the field of dermatology.

Projects to date:



"Empowering Skin Health in Africa: the Regional Dermatology Training Centre"



COMING SOON Migrant Health - Malta



COMING SOON Albinism - Tanzania (Standing Voice)

We want to hear from you!

If you are an ILDS Member with a current initiative that would suit the ILDS in Motion project and would like the ILDS to consider it, please get in touch!*

@ Email us: info@ilds.org

*Subject to funding and suitability - please be aware we may not be able to accommodate every request.

International Psoriasis Council



New IPC Guidelines on Generalized Pustular Psoriasis

THEME: Training and education

The International Psoriasis Council's (IPC) mission is to improve the health and well-being of people with psoriasis worldwide through education, research, and advocacy. We understand the challenges people with psoriasis face and are committed to making a difference.

Our focus is educating healthcare professionals in psoriasis care management, aligning with the World Health Organization's call for improved physician training. We offer clinicians a range of free resources, tools, and information, including live education sessions, webinars, and on-demand videos featuring IPC Board Members and Councillors, renowned opinion leaders in psoriasis.

Generalized Pustular Psoriasis (GPP)

Generalized Pustular Psoriasis (GPP) is a rare and potentially life-threatening form of psoriasis that can present at any age, with a median onset of around 50 years. GPP is characterized by widespread inflamed skin with pustules, and its severity can fluctuate, featuring flare-ups followed by remission. Triggers for these flares include rapid withdrawal of systemic corticosteroids, infections, pregnancy, and stress. Although the etiology of GPP is not fully understood, emerging evidence points to a multifactorial interplay of genetic, environmental, and immune dysregulation factors. Notably, mutations in genes such as IL36RN underscore the significant role of the IL-36 pathway in GPP pathogenesis.

Currently, treatment for GPP includes both non-biologic and biologic options approved for psoriasis. The only approved treatment specifically for GPP is spesolimab, an IL-36 receptor antibody. Intravenous spesolimab is approved for flare treatment in several countries, including the United States, Japan, China, Taiwan, and Canada. Additionally, subcutaneous spesolimab is approved for flare prevention in the United States and China. Other treatment options involve non-biologic systemic therapies. The crucial role of the IL-36 pathway in GPP inflammation drives the development of new targeted treatments.

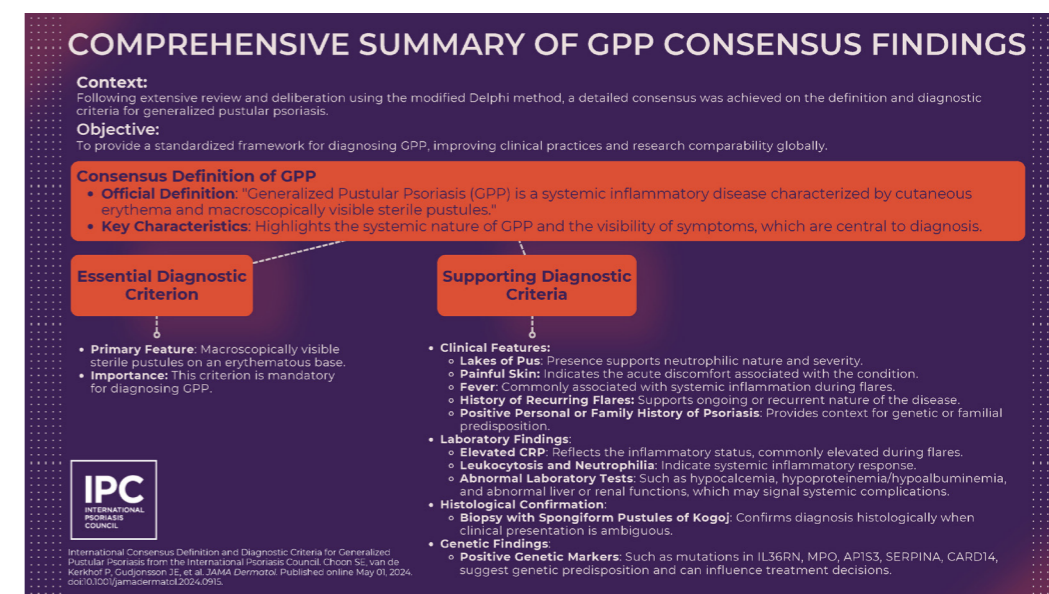
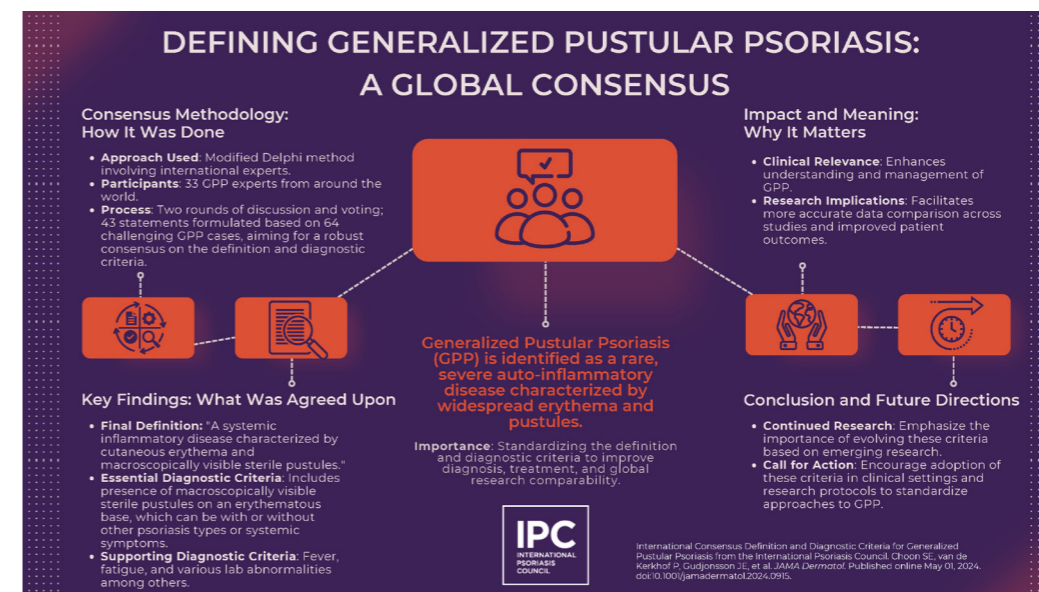
Recently, the IPC published a consensus statement aiming to standardize GPP diagnosis globally.

Key Takeaways from the IPC's New GPP Diagnostic Criteria:

- **Acral Distinction:** The IPC recognizes that pustular lesions on the palms and soles can occur during GPP flares but should not exclude a GPP diagnosis. This distinction is essential for ensuring appropriate and urgent treatment, even when GPP coexists with other localized forms of pustular psoriasis.
- **Incorporation of Erythema:** Erythema is identified as a critical feature of GPP. This addition is vital as erythema indicates the disease's inflammatory nature. Nearly 80% of the reviewed GPP cases involved individuals with darker skin tones, where erythema might be less discernible yet still significant.
- **Implementation of Criteria:** For dermatologists suspecting GPP, a thorough patient history and physical examination guided by the new criteria are paramount. The criteria also recommend specific steps like a biopsy to confirm the diagnosis, particularly when distinguishing GPP from other dermatoses like AGEP and SPD.
- **Role of Biopsy and Direct Immunofluorescence (DIF):** Biopsy/histopathology remains highly recommended for confirming GPP - while DIF's role appears limited, with only minor consensus supporting its utility in ruling out other skin conditions.
- **Utility Across Medical Disciplines:** The criteria are designed for use by dermatologists and general practitioners, ensuring timely referrals and appropriate care that potentially improve patient outcomes.

Impact on Global Health Practices

The broad representation in the study, with 78% of cases involving individuals with darker skin tones, ensures that the criteria are inclusive and globally applicable. This diversity addresses previous biases toward lighter skin presentations, enhancing diagnostic accuracy and treatment across various ethnicities and geographic areas.



Conclusion

The IPC's consensus on GPP represents a landmark development in dermatology, promising to standardize the approach to diagnosing and treating this challenging condition worldwide. As these criteria are adopted and implemented, we anticipate significant improvements in patient care and outcomes, particularly for those in underrepresented populations or with severe disease manifestations. This initiative enhances our understanding of GPP and exemplifies the power of global collaboration in health care.

We look forward to the positive changes this new consensus will bring to the lives of patients with generalized pustular psoriasis worldwide. Learn more here: <https://psoriasisCouncil.org/>

Stay informed and connected - subscribe now to receive the latest news, articles, and event updates from the IPC: <https://psoriasisCouncil.org/subscribe/>

International Society of Atopic Dermatitis

Inequalities in access to care and drugs for Atopic Dermatitis

THEME: Access to dermatologic health and medical skin treatment and care

Atopic Dermatitis (AD) has been revolutionised by the availability of several new drugs in clinical practice in the last five years with a large pipeline of new products in development. This change is welcome since AD is considered the main gateway to allergy and climate changes are prone to change our exposome to allergens and pollutants, increasing the risk of allergies.

However, in a global health context, AD is now paradigmatic for health inequalities in dermatology worldwide, with the introduction of high-cost biologics and innovative small molecules prioritized in high-income settings but with limited to no access elsewhere.

In such a global perspective, the new framework programme of the World Health Organization (WHO), which focuses its action on low-resource settings, now considers prevalent non-communicable skin diseases, such as AD, as part of its strategy for skin health at the primary care level.

Burden of AD

According to the Global Burden of Disease (GBD) consortium, at least 171 million individuals were affected with AD in 2019, corresponding to 2.23% of the world population, with age-standardized prevalence and incidence rates that were relatively stable from 1990 to 2019. Most AD cases are mild to moderate. Without parallel data on disease prevalence and severity, the GBD data are difficult to interpret in many regions. This gap is particularly important in countries with limited medical infrastructure, but indirect evidence suggests a significant burden of AD in low and medium-resource settings, especially urban areas. The ISAD organized a roundtable at the 2023 Singapore WCD to compare experiences in World Bank categories 1 (Madagascar and Mali), 3 (Brazil, China) and 4 (Australia, Germany, Qatar, USA, Singapore, Japan) countries concerning the organisation of care and access to drugs for AD.



Organisation of care for AD: A very heterogeneous approach but primary care is central and undertrained

Regional specificities analyse at the global level for AD show a very large heterogeneity both between and within countries according to the organization of care. Primary/secondary and tertiary care is modulated by the number of specialists (dermatology, paediatrics and allergy) the national and individual insurance system and the weight of traditional or alternative medicines.

Table 1: Dermatology specialists and insurance systems according to country and World Bank classification. World bank categories 1: low income, 2 lower middle income, 3 upper middle income, 4 high income

Country	World Bank category	Dermatologists (total number 'n' by country)	Population 'N' (Millions) (ratio n/N)	National insurance system	Remarks
Australia	4	600	26.4 (22.7)	Yes	Restricted cover for new therapies
Brazil	3	9,600	214 (44.8)	Yes	Private care more comon for AD
China	3	Around 70,000	1300 (53.8)	Public insurance + private insurance, out of pocket at least 20%	
Germany	4	7,000	83 (84.3)	Yes	
Japan	4	10,000	123 (81.3)	Yes	Government cover at least 70% of total costs
Madagascar	1	15	29 (0.5)	None, only for public and private workers	Private health insurance available
Mali	1	47	22 (2.1)	Yes	Private health insurance very limited
Qatar	4	262	2.8 (93.6)	Government (100% for GCC nationals, 80-90% for non-nationals); Insurance; Co-payments socially affordable; Charities	Different sources; all in-patients treated without co-payment; out-patients no costs to 20% co-payment, if no coverage (e.g. tourists) treated at no costs.
Singapore	4	163	6 (27.2)	No	Mainly out of pocket expenses supplemented partially by personal private insurance or national medical savings scheme
United States	4	11,000	334 (33.0)	None other than publicly supported Medicaid for low-income families and Medicare >65 years old	Many restrictions to publicly funded programs; many with Medicare have supplemental private insurance

Position of the ISAD

Current AD guidelines are not adapted for low resource settings and a more pragmatic approach, as developed by WHO for skin NTDs, would be advisable for minimal access to moisturizers and topical corticosteroids. ISAD recommends also prioritizing prevention studies, regardless of the level of existing resources. For disease long-term control in World Bank category 3 and most Category 4 countries, the main problem is not access to drugs for most mild to moderate cases, but rather poor compliance due to insufficient time at visits.

Collaboration with WHO, patient advocacy groups and industry may promote global change, improve capacity training and fight current inequalities. Finally, optimizing the management of AD and its co-morbidities needs more action at the primary care level, because reaching specialist care is merely aspirational in most settings. Primary care empowerment with store and forward telemedicine and algorithms based on augmented intelligence is a future goal.

References

- Faye O, Flohr C, Kabashima K, Ma L, Paller AS, Rapelanoro FR, Steinhoff M, Su JC, Takaoka R, Wollenberg A, Yew YW, Postigo JAR, Schmid-Grendelmeier P, Ta'eb A. Atopic dermatitis: A global health perspective. J Eur Acad Dermatol Venereol. 2024 May;38(5):801-811. doi: 10.1111/jdv.19723. Epub 2023 Dec 27. PMID: 38151270.

International Society of Dermatology



Residency In Functionally Underserved Countries (RIFUC)

THEMES: What are the truly unmet needs in dermatology? / Access to dermatologic health and medical skin treatment and care / Training and education

The ISD's goal is to bring dermatologic care and training on a global basis. We envision a future where an individual's country of birth will not determine their quality of and access to dermatologic care. There are several ways to approach this issue. Many organizations provide training and training centres in underserved countries. Our Residency In Functionally Underserved Countries (RIFUC) initiative combines several categories, including meeting a truly unmet need in dermatology, access to dermatologic health and medical skin treatment, and training and education.

RIFUC involves identifying countries with no, or very few, dermatologists and populations that lack appropriate access to care. This is combined with identifying a qualified physician from that country and matching them with an official training program in dermatology in order for the trainee to then return to their country and provide service for the underserved population.

The ISD's Global Outreach Task Force (GOTF) was formed in August 2019. The brainchild of the Founding Chair, Dr Martin Kassir, this task force was created to enhance skin care in underserved countries. On the basis of language and geographic region, groups of countries were created and approached in a systematic manner.

Several regions of need were identified and approached simultaneously. These regions included Francophone West Africa (Senegal, Mali, Mauritania, Burkina Faso, Guinea, Benin, Togo, and Niger), Francophone Central Africa (Chad, Central African Republic, Cameroon, Gabon, Democratic Republic of Congo, and Republic of Congo), Lusophone Africa (Angola, Mozambique, Guinea-Bissau, Cape Verde, and São Tomé), and Anglophone Southern Africa (Eswatini, Lesotho, Namibia, Zambia, and Zimbabwe).

The next step was to identify physicians in these countries who were not dermatologists but would be promising candidates for dermatology training. Aptitude, enthusiasm and, most importantly, the willingness to establish a dermatologic practice in their country of origin and to dedicate themselves to the

service of their people were important qualities we sought in these candidates.

Simultaneously, institutions capable and willing to train these individuals were identified. The institution needed to be able to train these residents in their native language. An additional goal for non-English-speaking individuals was to learn to do medical presentations in English so they could represent their country and region at future international conferences. These institutions needed to already have, or to create, openings for these candidates who would be from a different country.

Funding, of course, would need to be provided for the trainee's living, educational and travel expenses. It was also important for the trainee's government to be involved to add value to the project and to have the support of local authorities in order to maximize the trainee's impact upon their return.

Each of these steps presented its own set of issues and challenges. Many times our desired training programs did not have the infrastructure to add additional residents. Other times cultural, religious or distance issues prevented a particular potential trainee from training in a specific country. Often the major challenge was simply fruitful communication and the time it took for responses or provision of necessary documentation in order to coordinate tasks and timelines. The simplest tasks took weeks and months to complete based on these and various other factors.

However, we are delighted to share the success story of our first trainee, Dr Bhembe. Dr Bhembe is a general physician in Eswatini, a country of 1.2 million people¹ with only one dermatologist. The University of KwaZulu-Natal in Durban, South Africa, under the guidance of Professor Ncoza Dlova, accepted Dr Bhembe for a 4-year dermatology residency beginning July 1st, 2023. The start date was delayed due to documentation requirements but Dr Bhembe started his residency on January 1st, 2024 in Durban. The ISD is providing part of his funding as is the government of Eswatini, and there are pledges from industry to cover other portions of his training.

We are using Dr Bhembe's residency as a model for our next candidates, having experienced and ironed out some of the challenges noted above. Over the course of the past five years, we have made many connections with training programs in Africa, Brazil, and Western Europe that would be wonderful academic centres for our candidates. Our major barrier continues to be identifying suitable candidates to be trained as dermatologists. We hope with further exposure within the ISD and other societies and during dermatology conferences, we can rapidly expand this program and bring dermatologic care to underserved populations around the world.

Resources

1. United Nations Population Fund, <https://www.unfpa.org/data/world-population/SZ> (accessed 12 June 2024)

Keloid Research Foundation



Unveiling the Neglected Landscape of Keloid Disorder: Overlooked by Academia and Pharma

THEME: What are the truly unmet needs in dermatology?

In 1901, Wilhelm Conrad Röntgen was awarded the inaugural Nobel Prize in Physics for his groundbreaking discovery of X-ray radiation¹. Early in the 20th century, it became evident that exposure to radiation could lead to cancer development. To gauge radiation strength, numerous radiologists and radiation technologists resorted to testing it on their own skin, searching for signs of radiation-induced erythema in order to deliver the proper dose of radiation to their patients². Consequently, a significant number of healthcare providers working with radiation developed leukaemia and various other forms of cancer.

Aside from cancer, keloid patients were early candidates for radiation therapy (RT). The first documented use of RT in keloid treatment dates back to 1906, reported by De Bearman³. In 1912, Cumberbatch administered RT to an 8-year-old female keloid patient⁴. Unfortunately, the subsequent outcomes of these patients remain unknown, as does the fate of many others treated with RT since then. Long-term studies tracking patients over extended periods are scarce, making it challenging to comprehensively evaluate both treatment efficacy and the potential carcinogenic effects of radiation⁵.

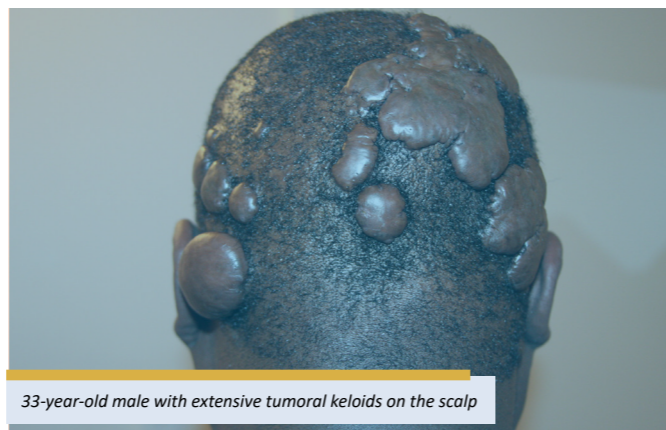
Dzul et al. documented the case of a 34-year-old male with an ear keloid who, a decade after receiving RT, developed a salivary gland tumour in the irradiated area. Despite highlighting the carcinogenic potential of RT, the authors refrained from recommending its avoidance in such cases. Instead, they concluded that "Patients should be consulted regarding the increased risk of radiation-induced malignancies associated with radiotherapy, particularly in pediatric patients." This indirect affirmation suggests that RT may still be considered for treating keloids in children⁶.

The onset of Keloid Disorder (KD) typically peaks around 16-17 years of age⁷. The commonly advocated treatment regimen of surgery followed by RT, often recommended irrespective of age, location, size, or type of keloid, exposes numerous youngsters and adolescents to the potential carcinogenic effects of radiation.

Furthermore, many keloid patients continue to develop new lesions over time, or their disease is not amenable to surgery due to the presence of numerous keloid lesions. Prime examples of these patients include young Caucasians or Asian individuals, where widespread acne triggers the development of multiple keloid lesions on their face, chest, and shoulders. Additionally, there are many African/African-American patients who develop numerous keloid lesions on different sites of their skin at an early age. Localized treatments simply do not address a systemic skin disorder that can unpredictably involve much of the normal-appearing skin.

Similar to many other illnesses, what is most crucial for treating keloid patients is the development of fundamental drug therapies. Unfortunately, this essential process has been wholly overlooked by both academia and the pharmaceutical industry.

In the 21st century, amidst trillions of dollars invested in drug development for even the rarest of illnesses, and with leading pharmaceutical companies securing numerous regulatory approvals for innovative drugs targeting conditions like psoriasis, acne, atopic dermatitis, and many rare diseases, it's disheartening to confront the fact that not a single drug has ever been specifically developed for the treatment of KD. To the best of the author's knowledge, not a single drug has been submitted to the US FDA for the treatment of KD. The few injectable drugs currently used to treat keloid patients have all been previously developed for other indications.



33-year-old male with extensive tumoral keloids on the scalp

It is naive to assume that RT is the solution for all keloid patients. Even if this approach would lead to long-term disease control for some patients, we should be cognizant of the fact that all keloid patients are in need of better treatments, and treatments that are not carcinogenic. It was not too long ago that the utility of radiation therapy was banned in the treatment of acne and fungal scalp infections. This was made possible with the development of better anti-acne and anti-fungal drugs. It is about time for all of us to allocate adequate resources to researching this illness and to focus on discovering druggable pathways so that we can develop new treatments for our keloid patients and spare them from the carcinogenic effects of radiation therapy.



15-year-old male with advanced superficially spreading keloid.



29-year-old male with numerous tumoral keloids, including some infected lesions, on the posterior chest and torso

References:

1. The Nobel Prize in Physics 1901. NobelPrize.org. Nobel Prize Outreach AB 2022.
2. Hajdu, S.I. (2012), A note from history: Landmarks in history of cancer, part 4. *Cancer*, 118: 4914-4928.
3. De Bearman R, Gourgerot H. *Cheloides des maqueuses*. *Ann Dermatol Syphilol (Paris)* 1906;7:151.
4. Cumberbatch EP. *Keloid treated by X-rays*. *Proceedings of the Royal Society of Medicine*. 1914;7(Electro Ther Sect):1-1.
5. van Leeuwen, M. E. , Stokmans, S. C. , Bulstra, A. J. , Meijer, O. M. , Heymans, M. W. , Ket, J. F. , Ritt, M. F. , van Leeuwen, P. M. & Niessen, F. B. (2015). *Surgical Excision with Adjuvant Irradiation for Treatment of Keloid Scars*. *Plastic and Reconstructive Surgery Global Open*, 3 (7), e440. doi: 10.1097/GOX.0000000000000357.
6. Dzul S, Jaenisch H, Nagle C, Joiner M, Miller S. *Radiation induced mucoepidermoid carcinoma of the parotid gland following post-operative radiotherapy to the earlobe for keloid prophylaxis*. *Ear, nose, & throat journal*. Published online 2022:1455613221099998-1455613221099998. doi:10.1177/01455613221099998
7. Tirgan MH. *Intra-lesional Steroid Injections: Can they be harmful to some patients? Results of an online survey*. *Keloid research*. 2017 vol. 1 no. 1, July 1, 21-28

Kenya Association of Dermatologists



Supporting our members and associates through continuous professional development

THEME: Training and education

The Kenya Association of Dermatologists (KAD) is a professional body that contributes to the continuous professional development of its members and associates and also acts as a stakeholder when it comes to training future dermatologists.

Dermatologists have a lot to offer to the field of global health, and global health can help the dermatologic community gain traction in international health policy, ultimately securing better care for millions of patients suffering from skin disease. Dermatologists can treat over 3000 distinct skin diseases and many variants.

The association is very vibrant and ensures that the members are involved in monthly meetings which are purely scientific to ensure continuous medical education and keep everyone updated on various conditions and their treatment modalities.

The association also organises an annual day symposia with agreed-upon themes and biannual congresses which are well attended and members are quite active in participating to make presentations and chair plenary sessions. The 2024 Symposium theme is Cosmetology in the modern era.

The membership of KAD also contributes to training and education by providing mentorship opportunities for dermatology residents in training.

Moreover, the members are also active in attending various conferences regionally and abroad, most commonly the ASDV-Africa, RDTC-Tanzania Dermacon in India, AAD-in USA and EADV-Europe to mention but a few. Attending such conferences brings a wealth of knowledge and exchange of ideas and experiences with different cadres and cultures.

Finally, KAD is proud that one of our members won a research grant with L'Oreal Africa 2024 for her research pertaining to the quality of life of patients with eczema in Kenya. This goes a long way in providing research opportunities and is a step in the right direction as far as training is concerned.



La Roche-Posay award ceremony naming Dr Winnie Njenga, a pioneering dermatologist from Kenya, the winner of its prestigious annual research grants.

World Forum on Skin Cancer Prevention and Management in Persons with Albinism

co-hosted by



ILDS



Global Albinism Alliance



Join us for an enlightening event focused on skin cancer in persons with Albinism.

Skin cancer is the main contributor to early death in Persons with Albinism (PWAs) in the tropics. Many PWAs in this setting have limited access to skin cancer prevention programs, sunscreen, as well as minimal access to effective skin cancer management services.

This two-day, in-person event will bring together professionals and patient organisations with a common interest in addressing skin cancer prevention and management in PWAs. The Forum will provide a focus for determining and monitoring the global burden of skin cancer with an aim to advance the establishment of global intervention programs to reduce the impact of skin cancer on the lives of PWAs.

Save the date...



27-28 October 2025



Cape Town, South Africa

Korean Dermatological Association



Advancing Dermatology: The Legacy and Initiatives of the Korean Dermatological Association

THEME: The future of dermatology as a discipline

Since its establishment in 1945, the Korean Dermatological Association (KDA) has developed through the leadership of its excellent former presidents. The 29th executive team, led by President Hoon Kang, has been working diligently to develop the society and improve the rights and interests of KDA members (see Figure 1). The KDA currently boasts approximately 3,000 board-certified dermatologists and 284 residents. The KDA holds two regular academic conferences each year, in spring and autumn. It operates 11 regional branches and 15 affiliated societies, each actively engaged in advancing clinical practice, education, and research through mutual communication and collaboration. The KDA established the Korean Dermatology Foundation to support various dermatology research projects funded by the collective efforts of its members. The results of these research initiatives have been published in national (Korean Journal of Dermatology: <http://kjd.derma.or.kr>) and international journals (Annals of Dermatology: <http://annndermatol.org>), contributing to the global advancement of dermatology.



Figure 1. The KDA 29th Executive Team, led by President Hoon Kang.



Figure 2. KDA 22nd 'Skin Health' Day in 2024

Ongoing efforts to promote the public's skin health

The KDA is dedicated to fulfilling its social responsibilities as a healthcare organization in South Korea. Since establishing the first "Skin Health Day" on May 29, 2003, the KDA has annually promoted public awareness of various skin diseases through diverse themes, holding press conferences, and conducting national campaigns. Leading up to the 22nd 'Skin Health' Day in 2024 (see Figure 2), topics have included the prevention of skin cancers, various neglected diseases or very common skin diseases, the truth about dermatological medications, campaigns to combat scabies, and, most importantly, the identity of dermatologists. In response to the growing public interest in skin health, the KDA, in collaboration with the Korean Dermatology Foundation, launched the "Skin Health Expo" in 2017, and the 5th event will be held in 2024. The "Skin Health Expo" provides multi-angle platforms for consumers, dermatologists, and the dermatology industry to explore and discover specialized products, such as cosmetics and dermatologic devices, helping them make informed choices.

Additionally, the KDA has established a YouTube channel (<https://youtube.com/@tv-5752>) to upload dermatology-related videos, making it easier for the public to access valuable information about skin health (see Figure 3). This platform offers a variety of content aimed at the prevention and management of skin diseases, thereby promoting better skin health in the population. The KDA is committed to continuously sharing useful information to improve the nation's skin health.

Advanced systematic educational training with offline and online components

The KDA provides a comprehensive educational environment to ensure residents become board-certified dermatologists. Each year, the KDA conducts clinical knowledge, pathology, dermatologic surgery, skills, and investigative dermatology education using virtual slides, practice, and so on to enhance dermatology training. The KDA provides manuals to guide residents in performing appropriate examinations and procedures.

Through the newly established Online Education & Training Center (KDA Education & Training Center: <https://www.eduderma.or.kr>), the KDA offers educational lectures to experts in various fields and continuing medical education programs. These resources are designed to enhance the core competencies and skills of dermatology residents.

Leading Global Dermatological Dialogues

The KDA places great importance on communication among dermatologists worldwide and is evolving into a globally esteemed organization. Beginning with the Asian Dermatological Congress in 2008, the KDA has successfully hosted the World Congress of Dermatology in 2011, the East Asian Dermatology Congress in 2014, the World Congress for Hair Research in 2014, the International Society for Dermatologic Surgery in 2015, and the International Symposium on Atopic Dermatitis, Dermatologic Surgery, and Contact Dermatitis, among others, in recent years. The KDA is currently preparing to host the World Congress for Hair Research by 2026. By establishing platforms for academic exchange and dialogue that extend beyond Asia to the world, the KDA continuously strives to interact with dermatologists globally. In the future, the KDA aims to strengthen international cooperation, lead dermatological studies and practices, and develop breakthrough programs and activities that contribute to public health improvement.



Figure 3. The KDA has established a YouTube channel

Lebanese Dermatology Society



Dermatology in Lebanon: Challenges and Opportunities

THEME: The future of dermatology as a discipline

It is a great pleasure and honour to introduce you to the Lebanese Dermatology Society.

For those unfamiliar with Lebanon, it is a small country in the Middle East, historically known as a hub for science and education in the Arab world. Despite its beauty and charm, Lebanon has endured an ongoing series of challenges, including numerous wars, foreign invasions, economic collapse, and the burden of refugees from neighbouring countries.


These circumstances have significantly impacted the field of Dermatology, requiring adaptability to unpredictable situations. Lebanese Dermatologists have faced numerous challenges and have become adept at managing changes in patient demographics due to the country's evolving conditions. Our practice has often shifted from treating common skin conditions like acne, atopic dermatitis, and psoriasis to addressing skin burns, injuries, and disfiguring scars resulting from military attacks and explosions.

We have also had to become familiar with infections not endemic to our country. Since 2012, millions of Syrian refugees have entered Lebanon, leading to a spike in leishmania cases. Additionally, overcrowded living conditions and suboptimal hygiene have contributed to a rise in parasitic skin infections, such as pediculosis and scabies.

The recent economic collapse has deprived patients with chronic skin conditions of the advanced care and treatments they once received. The abrupt discontinuation of expensive medications, like biologics for psoriasis patients, has caused severe relapses and a decline in their quality of life.

In Lebanon, where the sociopolitical situation is highly vulnerable, there is a critical need to develop contingency plans and prepare for crisis situations.

From February 2022, for two years, I had the privilege and honour of serving as the President of the Lebanese Dermatology Society. Despite the country's fragile state, the board and I embarked on a mission with optimism and positive energy to uphold the high standards of education, training, and care that have made Lebanese Dermatology a beacon of light in the Middle East. Our main priority was to create a robust network among Dermatologists in Lebanon and the region to promote continuous education. We organized a monthly journal club using a virtual platform to present recent articles and key concepts.



LDS board during the 17th Annual Congress of the LDS

We established collaborations with several dermatology societies, including MEIDAM, RADV, GDEC, GTDEC, and JDS, to encourage mutual participation in Congresses and the exchange of speakers to enrich scientific programs and share knowledge and expertise.

Our enthusiasm inspired expatriated Lebanese Dermatologists to join us, and we organized "Lebanese Grand Rounds" on a virtual platform, where rare cases were shared and discussed with key opinion leaders.

Over two years, we organized two Dermatology Congresses in Beirut, with over 400 participants. Elite international and local speakers shared the latest research and innovations in our field.

Recognizing the importance of social media, we created an Instagram account for the LDS to keep local and regional Dermatologists updated on our activities and to educate the general public on skin diseases and conditions.

The challenging conditions in the country necessitated the creation of patient advocacy groups, such as the Lebanese Psoriasis Patients Association (LEPPA), to raise awareness among all parties and institutions involved in healthcare about the unmet needs of these patients.



Amidst the chaos and slow recovery of the country, illegal practice has flourished, accelerated by liberal advertisements on social media. Lebanon has long been a regional haven for aesthetic surgical and non-surgical procedures, but Dermatologists have seen an alarming rise in complications from aesthetic procedures performed by illegal practitioners and from fake and illegal products smuggled through our poorly controlled borders. The LDS is collaborating with the Ministry of Health to create awareness and protect the public. The biggest challenge our speciality faces today is the spread of erroneous information online and individuals posing as skin specialists.

There must be global cooperation to strengthen our identity as Dermatologists and ensure our role remains unique and indispensable.

Author: Micheline Maamari Chalouhi MD

Libyan Society of Dermatology and Aesthetics



Libyan Society of Dermatology and Aesthetics

THEME: The future of dermatology - threats and opportunities

The Libyan Society of Dermatology and Venereology is the mother society in the field of dermatology. It is the first and only society that represents Libyan dermatologists in dermatological societies and leagues on a regional and worldwide scale. It was established in 1992. The goals of the society are to gather all Libyan dermatologists, share experiences with international experts, and cooperate with other international societies. and to encourage research in science among young doctors. Community education about skin diseases, especially skin infections, genodermatosis, inflammatory skin diseases, pigmentary disorders, and sun exposure.

Recently, the general assembly decided to change the name of the society to the Libyan Society of Dermatology and Aesthetics. On November 23, 2023, the election of the board of directors was done according to the following:

- President: Professor Gamal Ahmed Duweb
- Vice president: Professor Mohamed Bengazil
- Treasurer: Professor: Ibrahim Almukahal
- Member: Dr Abdulrahman Elsherif
- Member: Dr Tarik Elnaairi
- Member: Dr Adnan Alazoomi
- Member: Dr Hala Triki
- Member: Dr Abdulkarim Safour

The society held many scientific activities, including World Psoriasis Day, Vitiligo Day, leprosy, and leishmania, and many courses and workshops in different years and cities, including Benghazi, Tripoli, Misurata, Zawia, Khomas, Albeida, and Tubrok. Many conferences have been held during the last 20 years. The first Libyan Society dermatology conference was held in Benghazi (2004), the second in Albeida (2006), the third in Sirt (2008), the fourth in Tripoli (2010), and the fifth in Misurata. The sixth joined with the 17 PALD conference in Benghazi, and the last conference (7th) held in Benghazi on May 24-26, 2024, joined with the 6th Libyan Society of Buns and Plastic Surgery with the participation of international and national speakers. The scientific program was full of lectures in general dermatology, aesthetic medicine, and different plastic surgery, as well as workshops in hair transplantation, Botox, fillers, and courses in clinical dermatology, dermatopathology, and lasers.

The common skin diseases seen in dermatology outpatients in Libya are infections, including superficial bacterial infections like impetigo, cellulitis, and erysipelas; and viral infections like chickenpox, herpes zoster, simplex, and warts. Fungal infections include tinea capitis, corporis, cruris, and unguium, in addition to candidal intertrigo. There are few cases of leprosy. The parasitic infestations include cutaneous leishmaniasis, which is considered endemic in the west of Libya. Scabies and pediculosis are also seen. Other skin diseases that are usually seen are inflammatory diseases like psoriasis, eczema, and, uncommonly, lichen planus. Sebaceous gland disorders such as acne and rosacea are commonly seen. Pigmentary disorders like vitiligo and hair disorders like alopecia are commonly seen. Genetic disorders like ichthyosis, neurofibromatosis, albinism, and xeroderma pigmentosum are uncommonly seen.

The society has been a member of the Pan Arab League of Dermatology (PALD) for more than 30 years, a member of the Maghrabian Dermatology Association, the Mediterranean Association of Dermatology (AMED), the Psoriasis Foundation, the Genodermatosis Association, and a member of the International League of Dermatological Societies (ILDS) since 2014.



7th Libyan society of dermatology and aesthetics conference held in Benghazi, May 24-26, 2024 with more than 90 oral presentations, participation of local, regional and international speakers and attendance of more than 400 delegates



ILDS



GPEC

GLOBAL PARTNERSHIPS FOR EDUCATION AND CARE

Find out about our GPEC Programme



The aim of the ILDS' GPEC Programme is to improve the standard of dermatological education and care worldwide, through facilitating mutual learning partnerships between organisations.


By pairing up dermatology departments, we can establish bi-directional knowledge exchange, furthering ILDS' vision to attain the best possible skin health for all people around the world, providing the following benefits for those involved:

- Become part of a community
- Collaborate with your partner
- Have a positive impact worldwide
- Access educational resources

Find out more about the programme and how you can get involved.



Scan the QR code or visit: <https://gpec.ilds.org/>



Malagasy Society of Dermatology

World Skin Health Day (WSHD), Madagascar 2024

THEME: Access to dermatologic health and medical skin treatment and care

'Skin Neglected Tropical Diseases' (NTDs), 'Atopic dermatitis', and 'AI in Dermatology practice' were the major topics of the 19th SOMADER congress that took place in Toamasina, the eastern part of Madagascar, on May 22nd-23rd, 2024. Our annual congress has been labelled 'WSHD' since 2022, under the auspices of ILDS. The 2024 edition was accredited by the EACCME. As a hybrid event, 300 attendees followed online WSHD thanks to Global Dermatology support, apart from in-person attendees. This 2024 edition hosted numerous national and international experts - online and in-person - on listed topics: from Brazil, Mexico, France, La Réunion, Switzerland, Italy, UK, USA, Qatar, Cameroon, Burkina Faso, Tunisia, and local WHO representative.

Skin NTDs

The concepts of Neglected Tropical Diseases among neglected people, skin NTDs integration with the huge potential of using a tool, as simple as an app, were introduced. The efficiency and financial savings of integrating Lymphatic Filariasis Mass Drug Delivery into the polio vaccination campaign in Madagascar allow us to suggest replication of the model for other skin NTDs and in other endemic countries.

Implantation mycoses

An epidemio-clinical update of the most prevalent implantation mycoses in highly endemic countries was given (chromoblastomycosis, sporothrichosis, mycetoma) as well as sharing experiences on the management of complicated cases of chromoblastomycosis in Madagascar. The contribution of mycological combined with biomolecular screenings in Madagascar was highlighted. Addressing fungal NTDs through global partnerships was also a topic of interest.

Hansen's disease

Malagasy patients' compliance with leprosy polychemotherapy according to WHO recommendations was found to be limited, and associated factors were discussed. Meanwhile, children's leprosy is still prevalent in Madagascar, meaning an active ongoing transmission of Mycobacterium leprae. However, efforts are made with quantitative PCR implementation to diagnose leprosy and screen for resistance with Whole Genome Sequencing as well as the eventual finding of M. lepromatosis.

Atopic dermatitis (AD)

African epidemiological data were enhanced with Malagasy and Cameroonian ones. Efforts are also made towards a better understanding of AD in Sub-Saharan Africa with an ongoing Malagasy and Swiss collaborative study of the environmental impact and immune responses in AD. Sensitization patterns to inhalative allergens were found to differ significantly between European and sub-Saharan African patients with AD, due to parasitic infestations. To add with a clinical trial of methotrexate in Malagasy cases of moderate to severe AD. New treatment strategies for itch in AD based on neuroimmunology were explained. From a broader perspective, the challenges and opportunities of the Global AD Atlas were reviewed. The current status of AD in sub-Saharan Africa and the ISAD roadmap were shared, as well as the struggle to integrate AD in the management of skin NTDs in sub-Saharan Africa following the WHO integration concept.

It is worth mentioning that the ILDS supported our therapeutic education project in 2023, as AD has become a growing issue among Malagasy outpatients: setting up of the first Malagasy association of AD patients, training sessions for patients in nursing skills, workshops for patients, families, physicians.



Mass medical consultation - discussion between dermatologists and biologists for multidisciplinary cases

Mass medical consultation

The 3rd day of Madagascar WSHD 2024 was dedicated to free medical consultations, held at Morafeno University Hospital, Toamasina. Chromoblastomycosis is paradoxically often misdiagnosed though highly endemic. Nine patients could be diagnosed and treated. Skin sampling was performed for mycological and biomolecular species identification. Cases of leprosy completed the list of NTDs. Among the 154 patients left, we could diagnose and start treatment for auto-immune.

Artificial Intelligence - teledermatology

Basics and principles of AI in dermatology were reminded and its direct application to Global Dermatology free access tools. In addition, utilization of free Large Language Models and useful tips for daily and everywhere practice. AI's high specificity for recognizing melanoma at early stages, for all ethnic groups, was stressed out, as well as its usefulness for inexperienced dermatologists, and general practitioners.

On the other hand, experience sharing in teledermatology from La Réunion was very relevant for countries with low medical coverage such as ours.



Challenges in addressing skin NTDs with some SOMADER Board Members and WHO Representative

Resources

- Online version on Global Dermatology: <https://bit.ly/wshd-madagascar>
- SOMADER: <https://bit.ly/SOMADER>
- Centre d'Infectiologie Charles Mérieux Antananarivo: <https://bit.ly/CICMMadagascar>
- WHO country office: <https://bit.ly/WHO-Madagascar>

Mexican Academy of Dermatology



The future of dermatology

THEME: The future of dermatology as a discipline

Although dermatology has made many advances in recent decades, in the knowledge of physiopathogenesis, genetics, diagnosis and treatment, we must recover the vision of patient management as a bio-psycho-social entity; and detect the external factors that influence the pathology that affects them.

In addition, do not forget to work together with other specialities simultaneously for the adequate and comprehensive management of our patients, since many of the conditions are multifactorial and therefore multidisciplinary. It is very important that the dermatologist is up to date with new techniques and therapies, and makes proper use of teledermatology.

Training and education

We agree that our speciality is one of those that should be in charge of the management of skin aesthetics - but we must also encourage new generations not to forget clinical dermatology. The academic programs of dermatological schools on aesthetic treatments (peelings, application of botulinum toxin, fillers and use of technology) must be updated so that our future dermatologists have the appropriate scientific bases for the management of aesthetic issues and can legally and responsibly practice this branch.

Because the skin is the seat of multiple tumours, the dermatologist must be very well trained for the diagnosis and surgical treatment of them, maintaining dermatology as a medical-surgical speciality. We must also continue to train general practitioners and family physicians for the diagnosis and proper management of the most common dermatological diseases, as well as the referral of patients to the dermatologist at the appropriate time.

We consider it important that the dermatologist in his preparation continues to have training in internal medicine that makes him a more complete doctor and later the residency in dermatology where training in cosmetic, surgical and technological procedures is included as we previously mentioned - and once you are active in the workplace, you will continue with the certification and subsequent recertifications.

Truly unmet needs in dermatology we have not been able to reach the sufficient number of dermatologists per number of inhabitants to cover the needs of dermatological care of the population. Because the percentage of the population that goes to a dermatologist is very low, we must continue to disseminate our speciality and focus mainly on preventive medicine, relying on interviews, articles and talks in various media.

Access to dermatological health and medical skin care

It is restricted because it is surrounded by many prejudices regarding the cost and role of the dermatologist, who is considered a doctor who only "treats acne or does facial cleansings" and does not treat real diseases, without considering that the skin is the largest and most complex organ of the human body, where the organs of the senses reside and are the border between our body and the external world in which the general health of the individual is often reflected.

Dermatologists must continue to prepare for the management of the pathologies of the age groups that we will have in greater numbers in the coming years, characterized by elderly patients with multiple pathologies, and continue with the study of the immunological bases of skin conditions for the development of new treatments that allow us to continue modifying the course of diseases.

Scope of challenges in evidence-based care

In our specialty, we have to continue trying to carry out randomized clinical trials and systematic reviews, especially in less common dermatoses that allow us to make better decisions about the treatment of our patients. The greater knowledge of pathologies that were previously considered to be of unknown origin and that represented very complex therapeutic challenges has resulted in a very important therapeutic advance due to the presence of new biological drugs that have marked a before and after in their treatment. We are a few generations of privileged dermatologists who have the clinical descriptions of our masters and non-invasive methods.



World Skin Health Day



8 July is

World Skin Health Day

Join us on 8 July every year as we celebrate World Skin Health Day, to raise awareness, improve access to skin health services, and support individuals with skin conditions globally!

Follow @WorldSkinDay on social media for information about how to get involved



Promoting global **Community Skin Health** through education

DOWNLOAD THE COMMUNITY SKIN HEALTH JOURNAL APP

Available for free on Android and iOS



Now available in English, Portuguese, French, Spanish, and Simplified Chinese

Middle East International Dermatology & Aesthetic Medicine (MEIDAM) Association



Inspiring Global Dermatological Education and Collaboration: MEIDAM Association's Pioneering Initiatives

THEME: Training and education

MEIDAM'S Training and Educational Initiatives

Fostering scientific collaborations to enhance our education platform

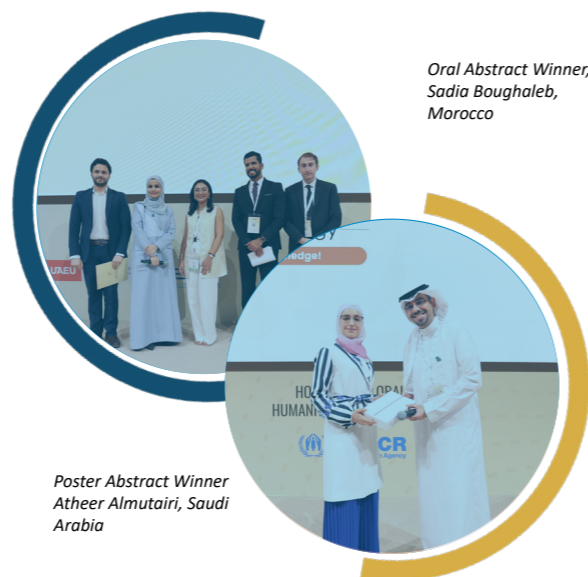
MEIDAM'S journey in recognizing the importance of forging and maintaining friendly, sustainable scientific cooperation with other dermatological societies helped establish strategic cooperation with our early partners including the dermatological societies from the Gulf Cooperation Council and the Middle East, which has now expanded geographically beyond the MENA region, joining a pool of diverse outlooks and expertise crucial to propagating joint educational initiatives for dermatologists. MEIDAM achieved a desirable milestone bridging borders and connecting with global leaders in dermatology such as the AAD, ILDS, and ISD at last, marking its first stage of stepping beyond our borders with a total of 25 dermatology societies. The annual congress stands as a cornerstone, where the congress sponsors two nominated members from each society to support initiatives of sharing scientific knowledge and clinical experiences promoting inclusivity and innovation.

Grand Rounds

Grand Rounds, launched in 2021, has rapidly become a pillar of MEIDAM's educational work. It began with the 6 GCC countries, now this program has burgeoned and spread. In 2024, 11 countries will now contribute their viewpoints and experiences through this program. These sessions allow dermatologists to put forth cases that seem intricate, exchange ideas and therapy strategies with one another, and point out collective errors acting in line, creating for everyone involved both a teaching time and place. The Grand Rounds are held either in hybrid format or as fully virtual programs via Zoom, making them accessible to a wider audience. The success of this initiative has prompted MEIDAM to plan for further expansions, inviting more collaborating societies from outside the Middle East to participate. This broader inclusion aims to enhance the variety of cases discussed, enriching all participants' learning experiences.

Residents Research Presentation (RRP) Abstracts Competition

The RRP Competition is another important initiative of MEIDAM, aimed at giving young dermatologists a platform to present their research work. The contest was successfully launched in 2022 and had a lot of involvement from trainee residents. For the inaugural competition, a total of 28 abstracts were received and 12 abstracts each for oral and poster presentations were accepted. The competition received an unexpected growth in the number of applications received in 2023. A total of 13 oral presentations and 16 poster abstracts were accepted, reflecting the rising quality and allure of researcher-driven issues in dermatology. The winners of the competition are awarded extra places at collaborating sister society events with free registration exposing them to networking opportunities.



Oral Abstract Winner,
Sadia Boughaleb,
Morocco

Poster Abstract Winner
Atheer Almutairi, Saudi
Arabia



MEIDAM Association – Scientific Collaborating Society Leadership

- Interested to become a MEIDAM Association Individual member, learn more about us on www.meidamassociation.com and mail us on membership@meidamassociation.com
- For 9th International MEIDAM Congress, visit www.meidamcongress.com and reach us for any queries on meidam@dwtc.com

Upcoming Programs

MEIDAM has been moving its educational agenda forward, trying to meet the evolving needs of the community.

The Royal College of Physicians (RCP) Global Workshop on evidence-based practice and quality improvement will be launched during the annual congress this November.

Initiated in moderation with the RCP, London, this endeavour aims to teach dermatologists the tools they need for evidence-based practice and how to promote a refinement of quality in their clinical settings. This program can help our residents grow professionally and learn the right skills, knowledge, and shrewdness needed to successfully move ahead in life.

Introduction of Mentorship program aimed for July launch: This will feature three main areas as a pilot program in dermatology, contact dermatitis, and medical dermatology.

Developing one-on-one or small group interactions between young residents and experienced mentors will give students personalized guidance and a safety net as they head out into the world. This program aims to have leading dermatologists guide new people into their field, not just by giving advice but also through various forms of support.

In conclusion, we hope for the continued support and involvement of the global dermatological community in our programs by taking an active part and bringing their expertise within. Only together can we strive for excellence in education for dermatologists, research, and patient care. This will mean better results for the world's patients.

Moroccan Society of Dermatology



Dermatology in Morocco

THEME: The future of dermatology: threats and opportunities

The healthcare system in Morocco is facing a significant shortage of medical professionals. According to data from the High Commissioner for Planning, there were 15,952 medical professionals in the private sector and 13,228 in the public sector in 2022. This brings the total number of doctors in Morocco to 29,180 in both sectors combined. With a population of 37 million, the doctor-to-population ratio is less than 8 per 10,000 inhabitants, far below the World Health Organization (WHO) standard of 15.3 doctors per 10,000 inhabitants. Most medical professionals in both sectors are concentrated in the Casablanca-Settat and Rabat-Salé-Kénitra regions.

The shortage of doctors is exacerbated annually by the significant emigration of medical graduates. Official figures indicate that about 700 of the 1,400 medical graduates each year leave Morocco to settle in Europe and Canada. In 2020, Morocco had only 227 dermatologists in public hospitals. The private sector has about 500 dermatologists, primarily located in major cities like Casablanca, Rabat, Marrakech, and Fes. To address this issue, the Moroccan government has established several new medical schools. By 2024, the country will have 11 public medical schools and 3 private medical schools.

The Future of Dermatology: Threats and Opportunities

We have the opportunity to train more residents, with 8 accredited hospitals for resident training in Rabat, Casablanca, Marrakech, Fes, Oujda, Tangier, and Agadir. Additionally, there are two accredited private hospitals in Rabat and Casablanca. The number of residents is increasing annually, with around twenty new graduates each year. However, most residents prefer to work in the private sector and settle in large cities. In the private sector, the primary focus of dermatologists is on aesthetic and cosmetic dermatology, which poses a threat to other aspects of the field.

Unmet Needs in Dermatology

Given the low density and poor distribution of dermatologists across the country, the Ministry of Health plans to install telemedicine booths equipped with dermatoscopes in various public hospitals. Telemedicine has been incorporated as a module in the new medical curriculum. A new law under discussion mandates that residents work in public hospitals for three years before transitioning to the private sector.

Access to Dermatological Care and Treatments

Healthcare system reform and the universalization of medical coverage are key projects for our government. However, the limited number of dermatologists and their uneven distribution make it challenging for many Moroccans, particularly in rural and remote areas, to access care. To mitigate this, we regularly organize medical caravans in partnership with non-profit organizations.

Training and Education

The Moroccan Society of Dermatology, which includes dermatologists from various sectors (academic, public, private, and military), has created thematic groups focusing on different areas of dermatology: pediatric dermatology, infectious diseases, oncology, dermoscopy, cosmetology, surgery, inflammatory and autoimmune diseases, allergology, lasers, vascular dermatology, histopathology, nails, hair, blistering diseases, wound healing, acne, and pigmentary disorders. These groups organize seminars, workshops, and continuing medical education sessions led by national and international experts.

A recently established thematic group, "Communication and Therapeutic Education," aims to raise awareness about sun protection, combat sexually transmitted infections, and develop therapeutic education protocols for chronic dermatological conditions such as psoriasis, atopic dermatitis, and chronic urticaria.

The Future of Dermatology as a Discipline

In Morocco, dermatology is a highly sought-after speciality, chosen by top-ranked residents in the residency competition. However, the intersection of some fields of dermatology with other disciplines such as infectious diseases, oncology, plastic surgery, and internal medicine, combined with the trend of young dermatologists focusing exclusively on aesthetic dermatology, threatens the future of dermatology as a comprehensive discipline. The Moroccan Society of Dermatology faces the significant challenge of promoting and preserving traditional dermatology.

ILDS Newsletter

Subscribe today

Receive the latest ILDS news direct to your inbox with the quarterly ILDS newsletter. Sign up today to hear updates on ILDS activities and how you can get involved.

Scan to subscribe



or visit:

<https://bit.ly/ILDSNewsletter-SignUp>



Follow us

@ILDSDerm

Stay up to date with all the latest ILDS news, activities and opportunities - scan the QR code:



Pakistan Association of Dermatologists



A leading force in promoting better skin health across Pakistan

THEME: The future of dermatology: threats and opportunities

Pakistan Association of Dermatologists (PAD), established in 1979 and comprising 910 members so far, is a leading force in promoting better skin health across Pakistan. PAD has taken the lead in coming up with innovative programs that are focused on various issues thus shaping the future of dermatology by improving access to quality care.

Pakistan is a low-middle-income country (LMIC); the scarcity of resources leads to many economic, health, education, social and infrastructure challenges. In our region, health is not a priority due to illiteracy, lack of health education, and limited resources allocated for disease prevention. Moreover, with the paradigm shift to aesthetics, dermatology is at risk of corporatization by non-dermatological, non-medical commercial groups. This is surely not a positive change for both patients and dermatologists.

Pakistan Association of Dermatologists is cognizant of these challenges and acknowledges dynamics in dermatologic services where there are prospects as well as difficulties. In response to the existing situation, PAD has embarked on training of its members, public awareness campaigns and collaborative research initiatives.

Through comprehensive training and education initiatives, PAD aims to groom and update dermatology professionals. Right from organizing workshops and seminars to supporting residency programs and continuing medical education courses, PAD ensures that the country's dermatologists acquire up-to-date training and resource support. Some of these endeavours include:

- Monthly clinical meetings to discuss interesting, rare and difficult patients are held under the supervision of senior Dermatologists
- Regular online case presentations
- Weekly online quizzes are arranged for PAD members and residents
- Regular training symposia and seminars are organized at various cities throughout the country with regard to neglected tropical infections, infestations, preventable diseases and other dermatology-related issues
- Regular hands-on training sessions on Botulinum toxin, Fillers and other aspects of Aesthetic
- Dermatology for dermatologists is held in various cities. The purpose is to strengthen the speciality in a way that every dermatologist knows and practices these aesthetic skills.
- Holding of yearly national 3-day PADCON (PAD Conference)
- Regular interactive sessions with primary care physicians for correct diagnosis and treatment of common dermatological diseases and their timely referral to specialist clinics and hospitals.
- The Journal of Pakistan Association of Dermatologists (JPAD) is the Association's official journal. Published quarterly, it primarily aims to document local and international research
- PAD funds the best research projects and sponsors their presentation at international forums
- PAD arranges for the purchase of online books, journals and guidelines for its members and residents
- PAD has been at the forefront of getting much-needed specialities like Paediatric Dermatology and Dermato-pathology recognized and established in Pakistan.



Free Dermatology Camp at an urban slum

Members of the Pakistan Association of Dermatologists are actively engaged in public awareness initiatives as well as regularly holding free dermatology camps for the neglected segments of the society through its own resources as well as in collaboration with non-governmental organizations. The Association also works with governmental and non-governmental entities to promote policies that prioritize equal access to skincare, especially in remote and marginalized areas of Pakistan.

PAD has recognized the universality of global health and thus actively gets involved in volunteerism and humanitarian activities to address skin health challenges both at national and international levels. By teaming up with international dermatology organizations and engaging in medical missions as well as relief efforts, PAD offers its expertise and resources to areas suffering from dermatological emergencies, which include essential medical care, training, and support to these communities.



Dermatologists after attending a symposium on Pediatric Dermatoses

PAD visualizes a future where dermatology becomes the core of holistic health promotion. In addition, PAD ventures into new fields in dermatology such as personalized medicine, genomics, and aesthetic and regenerative therapies using a multidisciplinary approach for collaboration and innovation.

To summarize, the Pakistan Association of Dermatologists is unwaveringly committed towards advancing dermatological health thereby playing a significant role in shaping the future of dermatology services in Pakistan. Using collaborative efforts through advocacy and innovative ideas, PAD aims to create a situation whereby each person can have access to optimal dermatology care.

Philippine Dermatological Society



The Philippine Dermatological Society and its role in public health

THEME: Access to dermatologic health and medical skin treatment and care

The practice of dermatology in the Philippines is faced with the challenge of being responsive to the current realities of our public health. While the Philippine Dermatological Society (PDS) has achieved its objective to continuously improve the quality of care through continuing medical education, rigorous residency training, research, and the establishment of sub-speciality services, healthcare accessibility and affordability remain ongoing concerns for patients.

Reports from the Department of Health state that 50 percent of patient's health-seeking behaviour can be traced back to zip code. Geographical isolation indicates a lower socioeconomic status and poor access to medical care. At least half of Filipinos reside more than 30 minutes away from the nearest medical facility and the ratio of a dermatologist to the total population is 1:100,000. This is also aggravated by lack of coverage of government health insurance for dermatological services which means that basic procedures are paid by patients out of pocket.

These prevailing socioeconomic conditions are driving forces that inspire the Philippine Dermatological Society and its members to initiate programs on how we as specialists, could make a difference to the health and well-being of our people. We aim to bring dermatology closer to those who need it most.

The effort to provide universal health care is spearheaded by the Department of Health through the implementation of the BUCAS (Bagong Urgent Care and Ambulatory Services) Project which includes dermatological speciality care.

PDS contributes to equity in health by improving access to dermatologists in government hospitals, especially in areas outside Metro Manila. It promotes the establishment of accredited residency training programs in regional centres and supports government initiatives to establish specialty centres nationwide. This year, two provincial residency training programs from tertiary government hospitals have been added to the list of accredited residency training programs under the PDS.

There is a need to bring dermatologic services closer to the people through the availability of board-certified dermatologists in geographically isolated and disadvantaged areas, including persons deprived of liberty. We contribute to addressing gaps in health care services through the ongoing Scabies Prevalence Study and regular free clinics in city jails. This is also achieved through regular outreach programs in areas identified by PDS and its Regional Chapters.



PDS President Dr Cynthia Ciriaca Tan with Johannes Brewer, Head of Delegation of the International Council of the Red Cross and Director Ruel S. Rivera, Chief of the Bureau of Jail Management and Penology during the formal signing of the memorandum of agreement on the Scabies Prevalence Study in the jails.

In this age of viral internet information, public education is an urgent challenge that the PDS needs to address. The glut of competing voices and products purveyed online has created misinformation and dangerous health practices that expose people to serious health risks. While board-certified dermatologists present themselves as legitimate sources of health information, their messages are diminished and overwhelmed by the blatantly commercial and self-promotional nature of internet culture. Dermatologists have been increasingly identified with aesthetics and less with general health. While expensive aesthetic treatments have gained tremendous popularity, there still exists this long-held belief by the public that most chronic skin diseases have no hope and effective cure. The inability of the public to sift through this information overload has made them both sceptical of the truth and gullible to misinformation. Information itself becomes another health risk.



An example of our regular dermatology outreach clinics to the community with special focus on persons deprived of liberty



Philippine Dermatological Society Officers and Board of Directors 2023-2024

The PDS holds the distinction of being the only dermatological society in the country that is formally involved with the academe. Since its establishment in 1952 as the pioneering professional organization in dermatology in the country, the founding members of the PDS were composed of practitioners affiliated with academic institutions and universities. To this day, these university hospitals maintain their residency training programs that produce many of our successful members. As such, the society has always been committed to excellence by prioritizing data and evidence in research in the practice of the speciality.

The majority of dermatologists in the country are engaged in private practice located in various clinics and private hospitals concentrated mostly in urban areas. Making dermatology accessible to the grassroots will therefore require coordination of all sectors in society; public-private partnerships, a whole of government approach, and continuous public information.

Pigmentary Disorders Society

Special skin care and protection from sun and ultraviolet rays in Ichthyosis

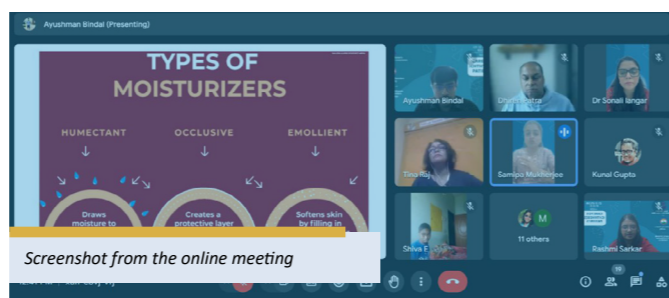
THEME: Access to dermatologic health and medical skin treatment and care

Pigmentary Disorders Society (PDS) was formed in 2012 to address the need to focus specifically on pigmentary disorders which constitute a good proportion of patients in everyday practice. The society has seen an ever-increasing membership including overseas and international members. The Pigmentary Disorders Society has an academy which encourages scientific research in pigmentary disorders by giving grants to deserving proposals. Pigment International is the official peer-reviewed journal of the society which is published three times a year and is DOAJ indexed. The society encourages and fosters scientific research as well as collaborations with other such societies in India and abroad.

As a part of the World Skin Health Day initiative, the Pigmentary Disorders Society in collaboration with the Center for Ichthyoses Related Members (CRIM) and the Indian Women's Dermatologic Association organised an Interactive online session on Ichthyosis - 'Special skin care and protection from sun and ultraviolet rays' on 14th April 2024. This session was conducted as a World Skin Health Initiative under the International League of Dermatological Societies (ILDS) and the International Society of Dermatology (ISD). Themes: Access to dermatologic health and medical skin treatment and care/Training and education

The online meeting was attended by: Dr Rashmi Sarkar, Dr Sonali Langar, Dr Samipa Mukherjee, Dr Ayushman Bindal (Dermatologists), Dr Srikanta Basu (Pediatrician) Christina Raj, founder of CRIM along with members Kunal Gupta, Dhiren Patra, ichthyosis patients and their parents.

Ichthyosis is a chronic disorder characterised by dry, scaly, itchy skin which adversely affects the quality of life of the patients. It is generally inherited and has no cure but can be treated to decrease the morbidity associated with it. The patients have to learn to manage their disease so counselling and patient education about various strategies plays an important role in dealing with this lifelong condition.



This online meeting marked the first of its kind where patients and parents from resource-limited countries had the opportunity to engage in one-on-one interactions with renowned dermatologists. The session facilitated the sharing of crucial information about ichthyosis, particularly focusing on home care and management strategies. Dr Rashmi Sarkar and Dr Ayushman Bindal spoke on 'Home care of patients of congenital ichthyosis'. Dr Samipa Mukerjee educated the patients on the 'Type of Moisturisers / wet wrap technique for congenital ichthyosis patient'. Dr Sonali Langar spoke on the 'Use of Sunscreens in ichthyosis patients'.

Dr Srikant Basu conducted an open house question and answer session with patients and their family members. Patients and their caregivers gained insights into the fundamental principles and pathophysiology of the disease, as well as practical ways to manage it with minimal cost. The meeting benefited greatly from the perspectives of adult patients, who played a key role in organizing the session and provided valuable insights. Parents and patients were encouraged to ask questions, no matter how basic, and left the session feeling well-informed and supported.

The session underscored the importance of collaborative efforts in addressing dermatological conditions and highlighted the potential for significant improvements in patient care through education and support. Moving forward, we hope to build on this success and continue to provide valuable resources and assistance to those affected by ichthyosis and other skin disorders.

AUTHORS: Dr Rashmi Sarkar, President and Dr Mala Bhalla, Dr Sonali Langar, Vice President, PDS

Psoriasis Awareness Club



Psoriasis skilled development program for primary health care personal Bangladesh

The Psoriasis Awareness Club is formed with a unique and innovative dream for the welfare of Psoriasis patients. The Psoriasis Awareness Club is the first club of its kind in Bangladesh bringing together Doctors, Patients and Social Workers together in a common quest. It is a non-profit organisation that started its journey in 2017.

Psoriasis skilled development program for primary healthcare personnel in Bangladesh

THEME: Training and education

The skill development of primary healthcare personnel in Bangladesh regarding the management of psoriasis is of critical importance for several reasons. Training primary healthcare providers in underserved areas improves their ability to accurately recognize and diagnose psoriasis. This is crucial because psoriasis can often be misdiagnosed or overlooked due to limited awareness among healthcare workers.

Skill development enables healthcare personnel to initiate timely and appropriate treatment for psoriasis at the primary care level. This includes prescribing topical medications, providing advice on lifestyle modifications, and recognizing when referrals to dermatologists or specialists are necessary. Psoriasis is associated with several comorbidities such as psoriatic arthritis, cardiovascular diseases, and metabolic syndrome. Skilled healthcare providers can better manage these conditions in patients with psoriasis, leading to improved overall health outcomes.

Well-trained personnel can educate patients about psoriasis, its chronic nature, and the importance of adherence to treatment plans. This empowers patients to actively participate in managing their condition and improving their quality of life. In many cultures, skin conditions like psoriasis can carry significant stigma and affect patients' mental well-being. Skilled healthcare providers can offer empathetic care, address psychological impacts, and reduce the stigma associated with psoriasis.



A Decade of global action since the World Health Assembly resolution on psoriasis- Our achievement and action.

THEME: Global volunteerism: Addressing the challenges in global and national skin health

The Psoriasis Awareness Club Bangladesh organized a seminar at the Dhaka Club on May 14, 2024. The event was chaired by Professor M. U. Kabir Chowdhury, Chairman of the Red Crescent Society Bangladesh. Among the speakers were Dr Syed Mahfuzul Huq, WHO NCD representative, and Professor Ehsanul Kabir, President of the Bangladesh Dermatological Society, and Prof G U Ahsan, Vice Chancellor of the Canadian University Bangladesh. The meeting was presided over by Professor Md. Samiul Huq, President of the Psoriasis Awareness Club, coordinated by Dr Abu Hena, Secretary General of PAC.

This seminar reflected on the progress made over the past decade since the landmark World Health Assembly Resolution on Psoriasis. It explored advancements in research, treatment modalities, patient care, and public health initiatives. The event served as a platform for experts, policymakers, healthcare professionals, and patient advocates to share insights, exchange best practices, and discuss strategies for further enhancing global efforts in combating psoriasis and related conditions.



Seminar conducted by Psoriasis Awareness Club, on occasion of 10th Anniversary of the WHO resolution on Psoriasis disease. Global and Bangladesh achievements.

Skin of Color Society



Championing Diversity and Health Equity in Dermatology: The Global Impact of the Skin of Color Society

THEME: Training and education

The Skin of Color Society (SOCS) is a globally recognized leader in advancing skin of color dermatology, with dermatologist members from 30 countries worldwide. Founded in 2004 by Dr Susan C. Taylor, the SOCS's mission is to achieve health equity and excellence in patient care through research, education, mentorship, and advocacy.

SOCS works to increase diversity in dermatology and train dermatology residents and fellows in delivering excellent, culturally competent patient care. SOCS membership includes highly skilled mentors across dermatology subspecialties (medical, cosmetic, and surgical), and practice settings (private practice, public service, and academia).

Hundreds of medical students, dermatology residents and fellows have been mentored through SOCS, and numerous early and mid-career dermatologists have been awarded research, fellowship, observership, career development and innovation grants.

SOCS offers many signature programs, innovative initiatives, and extensive physician and patient education resources. Key programs include:

SOCS Research Programmes

➤ The Sanofi-Regeneron Diversity, Equity and Inclusion Mid-Career Award

Collaboratively administered by SOCS and the Dermatology Foundation, this is a newer award providing a grant of \$100,000 in annual support for up to three years. The award is intended to support the work of outstanding investigators with an established trajectory of excellence in basic, clinical, or translational science, whose research is expected to yield novel results that expand the understanding of dermatological issues impacting underrepresented or underserved groups.

➤ The SOCS Career Development Award

Awards up to \$100,000, which can be used over a two-year period, and which is non-renewable. This award should have a research focus on inflammatory dermatologic diseases in skin of color in areas where further clinical, translational, and basic research is needed. It is the expectation that the recipient(s) of these awards will be tomorrow's leaders in dermatology, helping to shape the future of the speciality.

➤ The SOCS Dermatology Research Award

Provides annual research grants (each up to \$20,000) to promote dermatology research within the field of skin of color. The grant is intended to assist young dermatologists in furthering their academic careers. Two of the awards will be given to those applications that focus on inflammatory dermatologic diseases in skin of color.

➤ The SOCS Early Career Innovations Award

Provides startup funding for young visionaries and innovators who have creative solutions addressing needs and opportunities within the skin of color dermatology ecosystem. Funding can be used to develop an idea or help advance or scale up an idea in progress.

SOCS Center for Leadership

The SOCS Center for Leadership is a new initiative that uniquely integrates comprehensive leadership education through a health equity lens. Programming will be delivered utilizing technology platforms that encourage dialogue, community-building, and interactivity. Content will be available live and on-demand to accommodate the challenging schedules of physician learners. This program will launch in late 2024.

Mentorship and Observership opportunities

We greatly value mentorship as a leadership development tool to foster a diverse, highly skilled workforce at all levels.

- The SOCS Mentorship Program connects young physicians and medical students with an approved skin of color expert from SOCS.
- The SOCS Observership Grant awards up to \$2,000 grants to dermatology residents, medical students (2nd-4th year), and junior faculty to enable study with a SOCS mentor identified by the applicant.

Diversity in Dermatology Clinical Trials

SOCS broke important ground in 2022 with the development of the Diversity in Dermatology Clinical Trials initiative, resulting in significant firsts:

- An inaugural SOCS Summit, held in December 2022, Meeting the Challenge: Diversity in Dermatology Clinical Trials, brought together stakeholders representing different facets of the clinical trials ecosystem - from clinical trials research to recruitment, community engagement, decision-making, and implementation. This Summit led to two journal manuscripts, the creation of a Diversity in Clinical Trials Mentorship Program in collaboration with the NMA Derm Section, and a broadened focus for the Diversity in Clinical Trials Task Force.
- The 2nd Meeting the Challenge, held in 2023, focused on Population Descriptors in Dermatology Research Studies. This Summit examined how to use demographic descriptors in research studies and clinical practice.
- The next Summit will take place in 2025.

Educational resources

SOCS offers resources for physicians, patients, and the public, including educational videos and content on the SOCS website. To learn more about SOCS, visit: <https://skinofcolorsociety.org/>.



Skin of Color Society Founders and Leaders

Society of Dermatologists, Venereologists and Leprologists of Nepal

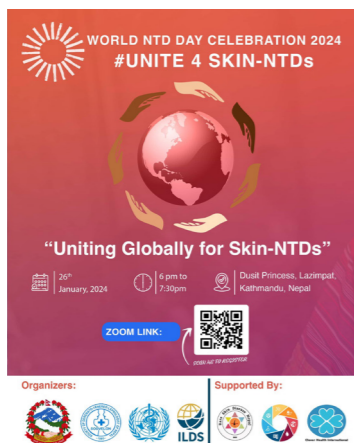


Creating global awareness on Skin-related neglected tropical diseases: 'Uniting globally'

THEME: Training and education

Skin-related neglected tropical diseases (Skin-NTDs) are a group of diseases predominant in the tropics and subtropics. More than a billion of the world's population are affected by Neglected Tropical Diseases and a significant proportion of these are affected by Skin-NTDs.

Every year since 2020, World NTD Day has been celebrated on the 30th of January. To align with this celebration and highlight the skin-related NTDs and create awareness among the global community, the Society of Dermatologists, Venereologists and Leprologists of Nepal (SODVELON) collaborated with the Ministry of Health and Population of Nepal, International League of Dermatological Societies (ILDS), NTD NGO Network Skin Cross Cutting Group and World Health Organization (WHO) Headquarter for a global collaborative effort.



This was the first hybrid global program to highlight various problems associated with Skin-NTDs among the different parties on a global scale. It was vital in providing insights into the various challenges of Skin-NTDs for the government as well as NGOs working in NTDs and the start of a meaningful dialogue with multiple stakeholders.

The list of speakers and program details are attached below for your reference. The presentation from the programs was uploaded to the ILDS website and YouTube page which can be easily accessed using this link (<https://www.youtube.com/watch?v=ISojKmeBkEc>).

This program has shown to be an important keystone in bringing the MOHP and its various sections closer to the Society of Dermatologists, Venereologists and Leprologists of Nepal (SODVELON). Following this program, multiple programs have been conducted between the SODVELON and the MOHP including capacity building programs, research and national standard guidelines development.

We wish to conduct a similar program in days to come and bring the global community together to alleviate the suffering associated with Skin-NTDs and dermatologists becoming the 'Voice of the Voiceless' patients.



This program was further supported by Clover Health International and Rare Skin Disease Nepal. A hybrid program was organized where multiple stakeholders were connected through a hybrid meeting program. The in-person meeting was attended by officials from the Ministry of Health and Population, NTD NGO Network members, researchers working in NTDs, dermatologists and dermatology residents. The theme of this program was 'Uniting Globally for Skin-NTDs' with the hashtag #united4skinntds. In a meaningful global collaborative way, there were multiple national and international speakers highlighting multiple issues pertaining to Skin-NTDs.

Swiss Society of Dermatology & Venereology



Rare Skin CH

THEME: Access to dermatologic health and medical skin treatment and care

The RareSkinCH network is a commission of the Swiss Society of Dermatology and Venereology (SSDV) and is part of KOSEK, the national coordination centre for rare diseases. The RareSkinCH network promotes cooperation between hospitals, healthcare professionals and patient organisations, aiming to optimise the overall management of patients with rare skin diseases.

RareSkinCH was launched by a core working group consisting of four Swiss dermatologists, PD Dr Lisa Weibel (coordinator), PD Dr Martin Theiler-Pang, Prof. Dr Alexander Navarini and Prof. Dr Daniel Hohl. As the treatment of rare diseases is a particular challenge that requires a broad interdisciplinary range of therapies and the collaboration of several specialists, the RareSkinCH network connects five Reference Centres (Basel, Bern, Geneva, Lausanne, Zurich) and six Associated Centres throughout Switzerland to promote a regular exchange of experience and joint research projects.

There are over 1000 recognized rare skin diseases, but there is no epidemiological data on rare diseases in Switzerland and the frequency of these diseases is unknown. It is estimated that around 20 % of all patients treated at university dermatology clinics are affected by rare skin diseases and patients affected are often stigmatised.

Rare skin diseases are characterised by functional disorders of the skin. The most important disease groups in RareSkinCH include ichthyosis, palmoplantar keratoderma, ectodermal dysplasia, epidermolysis bullosa, pigmentary anomalies such as albinism, vascular anomalies including lymphoedema, congenital nevi, connective tissue diseases, rare tumor diseases such as cutaneous lymphoma, autoimmune-diseases, auto-inflammatory syndromes and severe toxic-immunologic skin reactions.

The commission works to support those affected with the aim of optimising the overall management of patients with rare skin diseases, ensuring correct and early diagnosis, access to appropriate diagnostic investigations, medical care at centres with broad expertise, access to new therapies as well as rehabilitation and supportive and psychosocial therapy. Further objectives are the networking of clinical and basic research activities, collaboration with international networks for rare diseases and close collaboration between hospitals, health care professionals and patient organizations in the field of rare skin diseases.

The main activities of RareSkinCH include a discussion forum for challenging cases and a forum for patient organizations. An annual meeting is organised on the occasion of the annual congress of the SSDV, as well as a DermaKids round table meeting (on-site) to discuss difficult paediatric cases 3 times a year (led by Kristin Kernland and Lisa Weibel). The round table (online/on-site) is intended for the discussion of rare, difficult, and interesting cases 3 times/year (extension of the already established genodermatoses meeting). In addition, networking takes place with the annual meeting of the Swiss Group for Vascular Anomalies in Children (SGVAC).

Various patient organisations offer much-needed support, as well as an exchange of experience and information for those affected and their relatives.

RareSkinCH: a network that informs and supports!

Swiss Society of Dermatology & Venereology



SSDV's Working Group Skin Tropical Diseases

THEME: Training and education

Skin health needs an international vision including resource-limited countries. The knowledge of any dermatosis depending on skin colour differences but also disease epidemiology and environment, has to be improved as well as adapted management and access to treatment. Our working group aims to share this evidence. Each member of our Swiss working group, led by Peter Schmid-Grendelmeier, has been engaged for years in other continents. Different actions are developed:

Teaching

- Courses on inflammatory skin diseases, student training, in Tanzania and Mentorship project with Swiss and African students, teaching skin signs and tropical diseases on wonderful [waxes](#) for Swiss students and post-graduate events.
- Building practical algorithms for paediatrics skin care, Sexually transmitted infections as well as teaching in Cameroun and Mozambique in programs supported by NGO, MSF
- Translation of textbook on tropical skin diseases, evaluating digital applications on skin neglected tropical diseases and development of free online courses allow a collaborative network of interdisciplinary experts.
- The aim is to build, validate, and communicate as much as possible skin NTDs characteristics and management (WHO March 2023 meeting). Digital tools appear appropriate to do it quickly.
- Reaching more healthcare workers and patients themselves on the ground is a priority.
- Preparing an Open Online Course under the umbrella of WHO and the International Society for Atopic Dermatitis (ISAD) on preparing an online course on 'ATOPIC DERMATITIS (AD) Training for community health workers in Sub-Saharan Africa'.
- Co-working with the WHO and major companies to improve access to drugs for important inflammatory skin diseases also in the tropics by adding some important local drugs and emollients to the Essential Medicine List.
- Being active as external examiners and doctorate observers in various tropical countries (PSG Argentina, Cambodia, Colombia, Madagascar, South Africa, Tanzania)
- Hosting residents from tropical areas for research and clinical fellowships (P Schmid-Grendelmeier: in Nigeria, Tanzania, Venezuela; H Beltraminelli: from Kenya, Tanzania, Egypt, Malawi, Ethiopia, Kazakhstan, Rwanda, Russia, Turkey)
- Being actively involved in the Global Atopic Dermatitis Atlas GADA to evaluate the global burden of AD.
- Artificial intelligence is well-known by dermatologists used to work with images. Clinical photographs are stored in our departments and private computers. Standard storage and sharing are very useful in daily practice but one may consider that they are under-used. Artificial intelligence may contribute to giving a second life for many photographs. Banks of pictures of rare skin diseases, or neglected skin diseases deserve to be enhanced by AI at least for teaching access. Professionals and patients should also consider together legal aspects of confidentiality. National and international coordination is encouraged.

- We have been regularly teaching Dermatopathology in the Regional Dermatology Training Centre (RDTC) since 2009. Since 2015 we have organised the yearly African Dermatopathology Conference (skipped in 2023) in one African country, online since 2021; the last conference in 2024 has been organized online in co-work with the Johannesburg Dermatopathology Symposium.

Research

- Clinical studies aiming for better use and/or access to drugs have been achieved, and epidemiological studies highlighted the need to develop clinical or biological tools to diagnose rare diseases.
- Serious studies on scientific evaluation of digital applications are warranted to offer tools of high quality respecting the Human Rights on Ethics of Health. In Geneva, an MD thesis led by L. Toutous Trelu and Jose Postigo (WHO) will start this year: Constance Hoyer will work on the ground to evaluate the use of the WHO app.

Another example is the Zurich team around Danielle Fehr, Marie-Charlotte BrÄ¼ggen and PSG has started collaborations with Tanzania and Madagascar comparing cohorts of patients with Atopic Dermatitis and cutaneous manifestations of drug allergies, supported by various grants and since recently also the Swiss National Foundation (SNF 223718).

Conclusion

The Swiss Working Group on Tropical and Neglected Skin Diseases is proud to share the dynamic of ILDS and represents the SSDV. We wish to develop International skin health, in clinical care, education and research.

Authors: Laurence Toutous Trelu, Helmut Beltraminelli, Michael Geiges, Peter Schmid-Grendelmeier, Dermatology and venereology departments, Geneva & Zurich University Hospitals.

The Japanese Dermatological Association



Innovations in Dermatology Education

THEME: Training and education

Educational training programs and clinical practice

The JDA designates 100 main training facilities and 500 related institutions across Japan, providing members with practical experience in treating various diseases and offering opportunities to become certified dermatologists through official medical speciality exams in collaboration with the Japanese Medical Specialty Boards. The JDA eSchool, available on its website, features several self-learning programs, including hands-on Dermatopathology training with a virtual pathological-slide viewing system and online lectures by leading Japanese authorities. Additionally, it offers scholarships to encourage early-career dermatologists to study abroad. Since 1974, the JDA has published the Journal of Dermatology, an English-language journal featuring original clinical and research articles from authors worldwide. Furthermore, the JDA continuously develops and updates clinical practice guidelines in both Japanese and English, making them freely accessible to the public.


Advancing global communication

The JDA holds its annual meeting in person and online every June, welcoming participants from around the globe. The four-day event features daily English sessions to attract attendees with diverse backgrounds. In 2024, approximately 50 renowned international speakers were invited to give lectures. For the first time, a simultaneous interpretation app was introduced, enhancing comprehension of both English and Japanese sessions. The lectures covered a wide range of topics, including Dermatology, career development, and leadership skills. Additionally, the JDA supports global collaboration among dermatological societies. In 2024, a joint educational session with the American Academy of Dermatology (AAD) was held for the Global Education Day at the AAD Annual Meeting. Participants from all over the world attended to learn about recent advancements in Dermatology, focusing on Skin Immunology, Cutaneous Microbiology, Inflammatory Skin Conditions, and Autoimmune Diseases. In 2022, the Leadership Dialogue series began, featuring interviews between the president of the JDA and representatives of leading dermatological associations worldwide. Interviews with leaders from the ILDS, EADV, and AAD were posted on the English website, highlighting future collaboration and interaction. Additionally, the English website is being improved with new content, including videos on the daily activities of Japanese dermatologists in the series "Dermatology & Life."

The JDA welcomes international members, allowing them to participate in academic meetings at member rates and access educational content such as English journals and textbooks on Dermatology. The JDA aims to take initiatives and further enhance international communication moving forward. Raising public awareness about skin disorders The JDA offers a "Skin Health Q & A" section on its website, providing the public with information on the symptoms and treatments of the 40 most common skin disorders. Additionally, in cooperation with the Japan Organization of Clinical Dermatologists, the JDA designates November 12th as Healthy Skin Day, offering online lectures and articles in newspapers to raise public awareness about the risks of skin disorders. During the JDA's annual meetings, numerous open lectures on common skin diseases are also available to the general public.



JDA's Summer School



JDA's Global Education Day


Resources

For more information, visit:
<https://bit.ly/JDA-index>



ILDS Member Initiatives Directory

Previous editions



Issue
One
(2018)



Scan to access or visit:
<https://bit.ly/Initiatives-Directory2018>



Scan to access or visit:
<https://bit.ly/ILDS-Member-Initiatives-Directory2023>

Issue
Two
(2023)



ILDS Member Initiatives Directory
Addressing challenges in Global Skin Health
Publication date: July 2023



International League of Dermatological Societies

info@ILDS.org | www.ILDS.org

Company No. 05466148 | Registered Charity No. 1111469